

FY2006-07 ADOPTED CAPITAL IMPROVEMENT BUDGET

The Adopted FY2006-07 Capital Improvement Program budget is \$539.8 million consisting of \$273.6 million for General Purpose Capital Improvements and \$266.2 million for Enterprise Fund Capital Improvements. This compares to the FY 2005-06 budget of \$529.8 million that consisted of \$287.3 million for General Purpose and \$237.8 million for Enterprise projects.

General Purpose Capital Improvement Program

The General Purpose Capital Improvement Program provides for improvements to and/or construction of the City's street system; parks and recreational facilities; libraries; police and fire protection facilities; cultural art facilities; the flood protection and storm drainage system; other City-owned facilities, and economic initiatives. General Obligation bonds are the primary financing mechanism for these capital improvements. The current General Obligation Bond program was approved by voters in May 2003 and totals \$579.3m. The bonds for the 1998 Bond Program were issued over four years with the exception of the Trinity River Corridor proposition. This proposition still remains open. The bonds are scheduled to be sold over a ten-year period ending in 2008. The next general obligation bond program is scheduled for voter approval on November 7, 2006. Additionally, the budget proposes the issuance of \$14.4M in Equipment Acquisition Notes for the replacement of aged fleet and technology improvements.

Enterprise Fund Capital Improvement Program

The Capital Improvement Program for the enterprise departments consists of improvements to and/or construction of water and wastewater systems, venues for convention activities, and air transportation facilities. These projects are funded primarily by the transfer of enterprise revenues and the issuance of debt such as commercial paper and/or revenue bonds.

Capital Budget Process

The FY 2006-07 Capital Improvement Program budget was developed according to the same schedule as the City's operating funds. The foundation of the annual General Purpose Capital Improvement Program budget is the 2003 General Obligation Bond Program. The development of this program began in early 2001 and included the update of a Citywide needs inventory; citizen input meetings; analysis of financial and implementation capacity; City Council workshops and amendments; and, public hearings. All seventeen propositions received voter approval in May 2003. This is the fourth year of the 4-year bond program.

Operating and Maintenance Impact

By developing the annual capital budget concurrently with the operating budget, the impact of operating, maintenance and debt service costs are incorporated into the operating budget as necessary. Operating cost impacts are indicated by capital improvement program where they have been identified at this time.

How to read the Capital Budget

The Capital Improvement Budget portion of this document is comprised of the following sections:

Summaries – Includes tables and pie charts highlighting the City's priorities for project funding in the upcoming fiscal year. Funding is identified by the City Council's Key Focus Area, funding source, and program.

Bond Issue Schedules – Provides annual issuance amounts, by proposition, for the 1998 and 2003 Bond Programs.

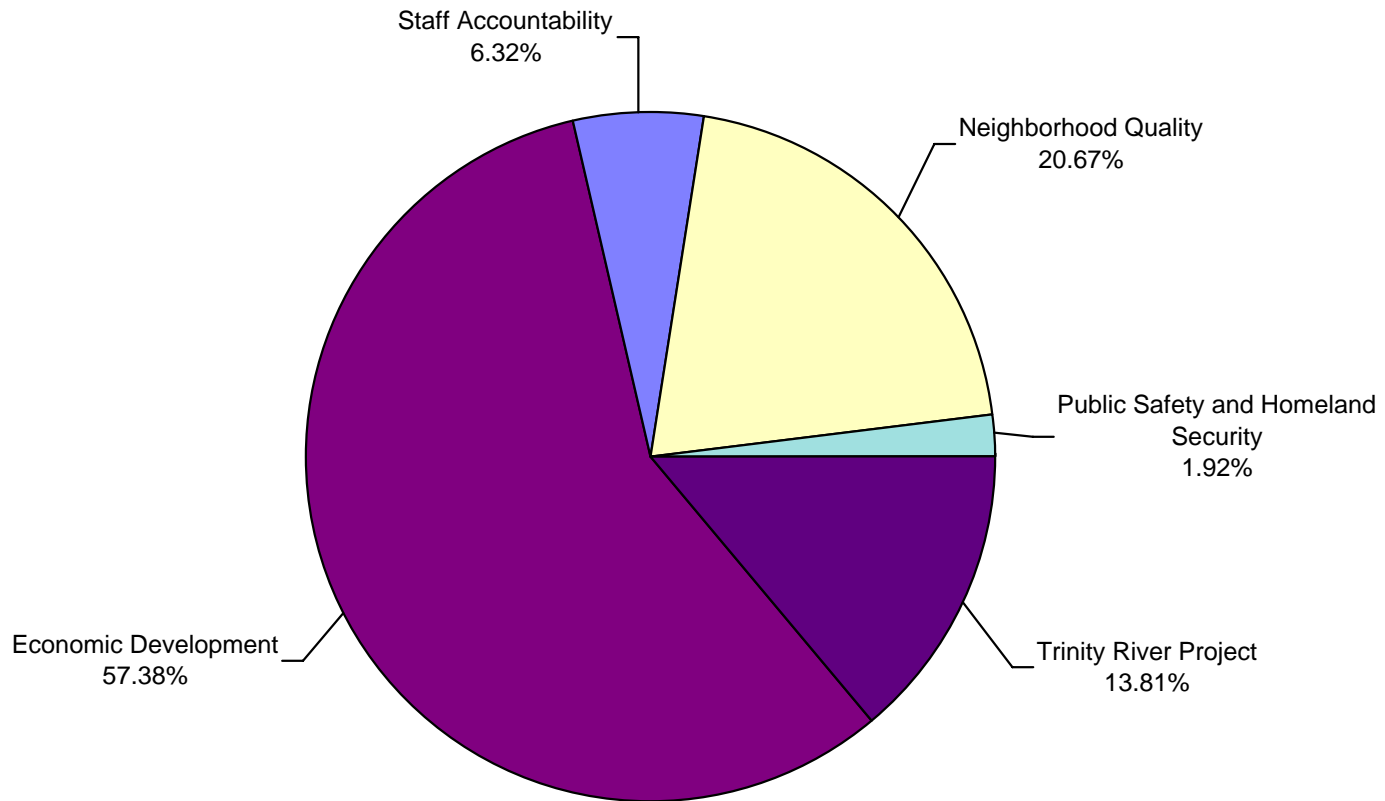
Capital Program (Detail) – Provides information by program (Aviation, City Facilities, Streets and Thoroughfares, etc.) and project. Program service information includes narrative for program mission, current year major accomplishments, and upcoming budget year objectives. Project detail is included in each program service listing projects in alphabetical order. Projects funded in prior years that are active or have remaining appropriations yet to be awarded as of June 30, 2006 are included. Projects funded in prior years that were finalized as of June 30, 2006 have been excluded. Included in the project detail for each project is the service category, corresponding Council priority Key Focus Area, council district, funding source, the total project budget over the life of the project, remaining appropriations, and new appropriations for the upcoming budget year. Estimated costs for future phases of current projects beyond FY2006-07 have been indicated when known. Identification of future cost is not a commitment of future funding.

FY2006-07 ADOPTED CAPITAL IMPROVEMENT BUDGET

<u>Uses of Funds by Key Focus Areas</u>	<u>Budget as of 06-30-06</u>	<u>Spent or Committed 06-30-06</u>	<u>Remaining as of 06-30-06</u>	<u>FY2006-07 Adopted</u>	<u>FY2007-08 Estimated *</u>	<u>Total Estimated Cost</u>
Economic Development	2,901,117,647	2,458,952,579	442,165,069	309,969,857	0	3,211,087,504
Staff Accountability	153,232,170	95,797,637	57,434,532	30,387,943	0	183,620,113
Neighborhood Quality	641,108,102	468,554,599	172,553,503	109,299,971	0	750,408,073
Public Safety and Homeland Security	133,219,524	92,489,849	40,729,675	15,601,425	0	148,820,949
Trinity River Project	174,916,439	103,806,088	71,110,351	74,520,000	40,240,000	249,436,439
Total	\$4,003,593,882	\$3,219,600,752	\$783,993,130	\$539,779,196	\$40,240,000	\$4,543,373,078

* FY2007-08 Estimated includes amounts previously authorized by the voters for the 1998 Bond Program's Trinity River Corridor Improvement Proposition.

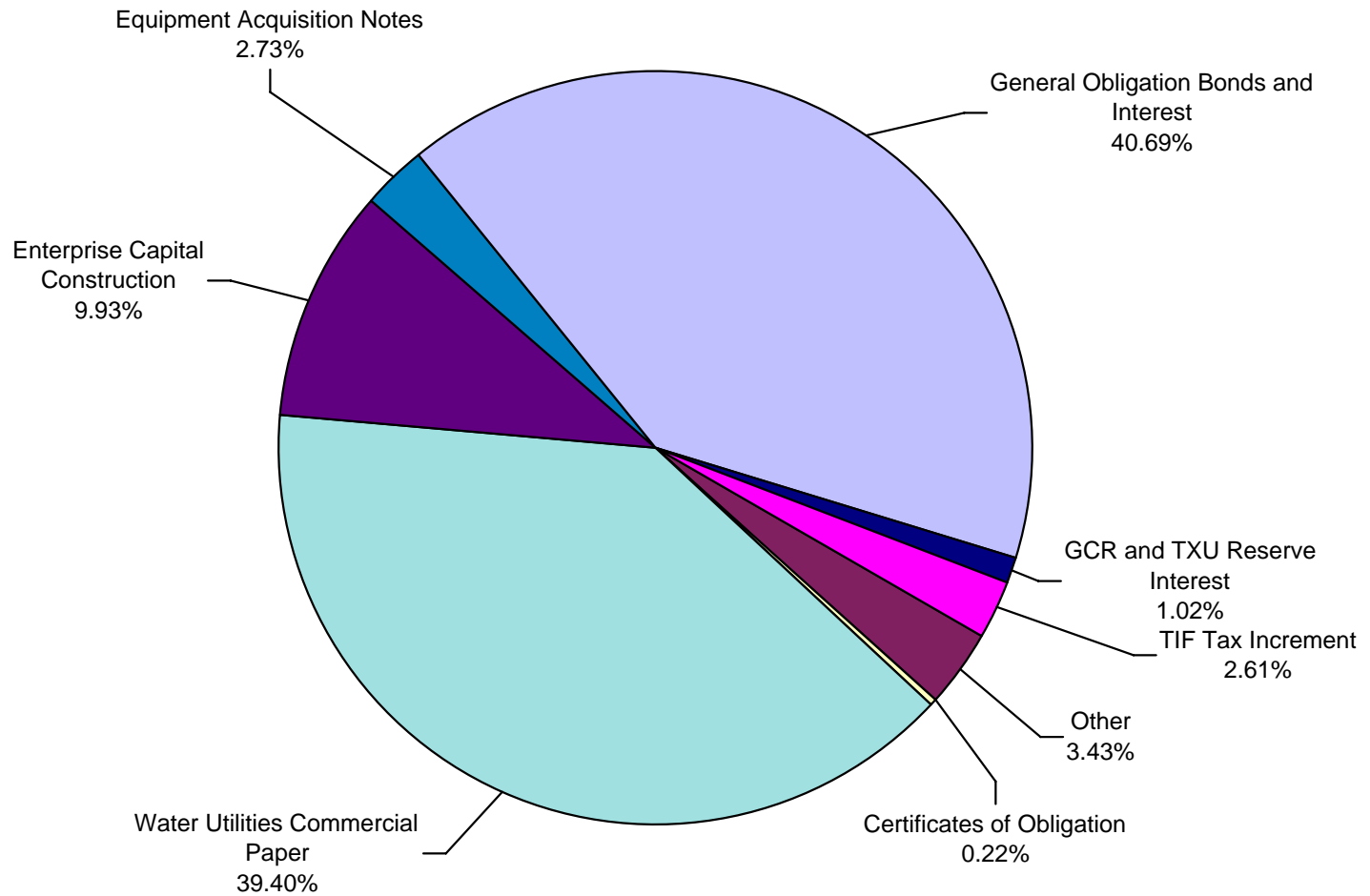
FY2006-07 ADOPTED CAPITAL BUDGET - KEY FOCUS AREAS



FY2006-07 ADOPTED CAPITAL IMPROVEMENT BUDGET

<u>Source of Funds</u>	<u>Budget as of 06-30-06</u>	<u>Spent or Committed 06-30-06</u>	<u>Remaining as of 06-30-06</u>	<u>FY2006-07 Adopted</u>	<u>FY2007-08 Estimated</u>	<u>Total Estimated Cost</u>
Aviation Capital Construction and Federal AIP Funds	140,955,269	115,257,600	25,697,669	0	0	140,955,269
Aviation Revenue Bonds	59,385,000	57,716,066	1,668,934	0	0	59,385,000
Capital Construction - General Purpose	5,478,881	891,061	4,587,820	2,471,649	0	7,950,530
Capital Construction - Sanitation Projects	0	0	0	4,000,000	0	4,000,000
Capital Projects Reimbursements	10,967,130	3,416,800	7,550,330	0	0	10,967,130
Certificates of Obligation	52,443,276	45,791,603	6,651,673	1,175,500	0	53,618,776
Convention and Event Services Capital Construction	20,936,595	18,462,040	2,474,555	0	0	20,936,595
Dallas Center for the Performing Arts - Advance	2,189,887	1,989,887	200,000	0	0	2,189,887
Equipment Acquisition Notes	84,768,053	74,233,373	10,534,680	16,080,085	0	100,848,138
General Capital Reserve and Texas Utilities Reserve Interest	266,029	170,229	95,800	5,237,120	0	5,503,149
General Obligation Bonds and Interest	803,925,775	441,901,195	362,024,580	218,690,392	40,240,000	1,022,616,167
Other	6,561,380	3,082,496	3,478,884	941,224	0	7,502,604
Public/Private Partnership Funds	17,993,443	14,300,952	3,692,491	4,125,000	0	22,118,443
Street Assessments	3,985,150	2,796,940	1,188,210	0	0	3,985,150
TIF Tax Increment and Interest	150,629,916	111,310,998	39,318,918	14,108,226	0	164,738,142
Trinity River Corridor Grant and Donation Funds	36,518,500	22,442,451	14,076,049	7,000,000	0	43,518,500
Water Utilities Capital Construction	843,376,313	754,515,045	88,861,268	53,260,000	0	896,636,313
Water Utilities Commercial Paper	1,427,916,997	1,241,281,492	186,635,505	212,690,000	0	1,640,606,997
Water Utilities Revenue Bonds	335,333,518	310,040,524	25,292,994	0	0	335,333,518
Total	\$4,003,631,112	\$3,219,600,752	\$784,030,360	\$539,779,196	\$40,240,000	\$4,543,410,308

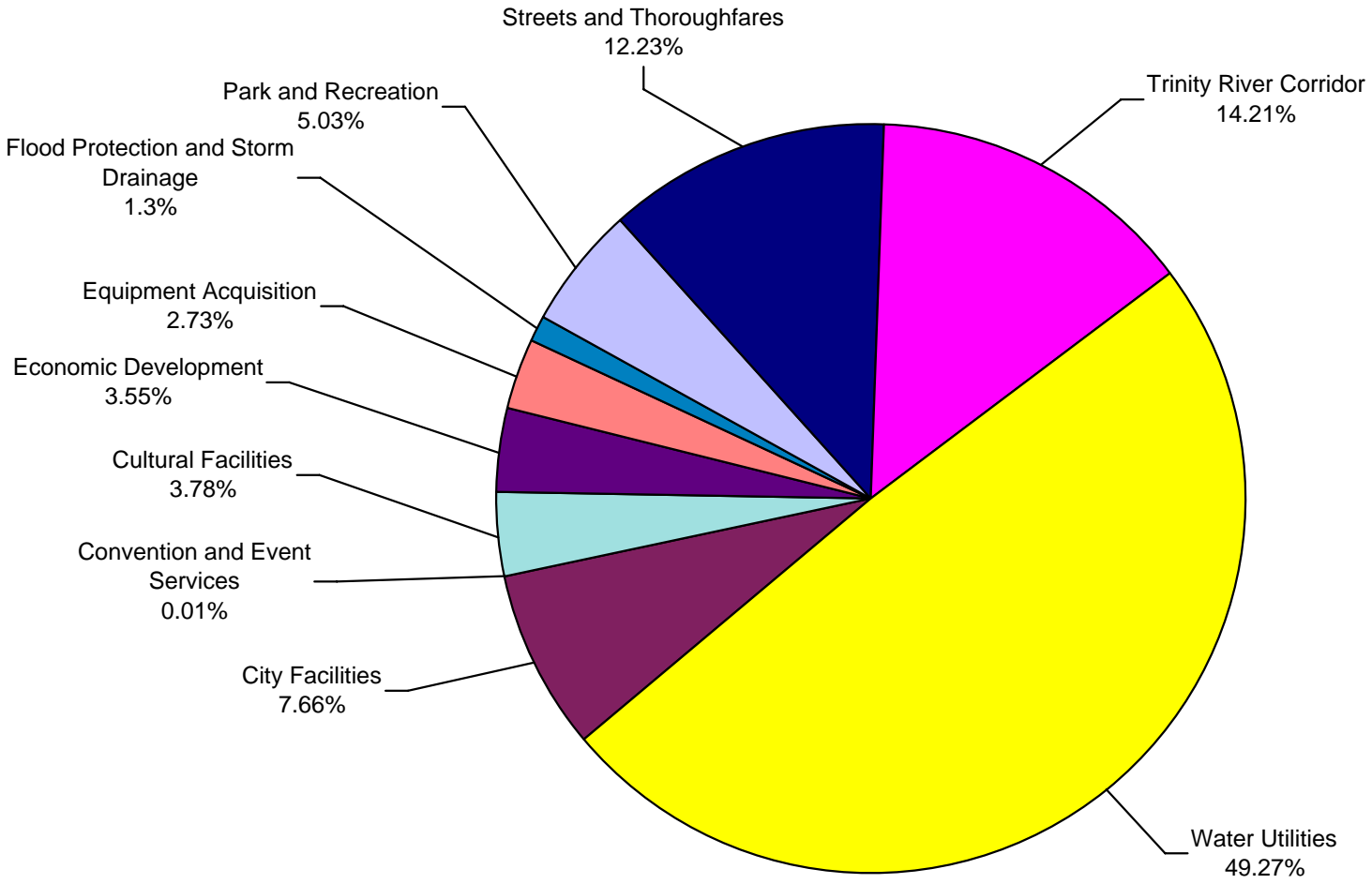
FY2006-07 ADOPTED CAPITAL BUDGET - SOURCES OF FUNDS



FY2006-07 ADOPTED CAPITAL IMPROVEMENT BUDGET

<u>Use of Funds by Program</u>	<u>Budget as of 06-30-06</u>	<u>Spent or Committed 06-30-06</u>	<u>Remaining as of 06-30-06</u>	<u>FY2006-07 Adopted</u>	<u>FY2007-08 Estimated</u>	<u>Total Estimated Cost</u>
Aviation Facilities	200,340,269	172,973,666	27,366,603	0	0	200,340,269
City Facilities	238,327,504	143,660,269	94,667,235	41,277,640	0	279,605,144
Convention and Event Services	24,136,595	18,913,665	5,222,930	39,855	0	24,176,450
Cultural Facilities	25,408,703	15,824,495	9,584,208	20,427,892	0	45,836,595
Economic Development	189,123,359	139,672,444	49,450,915	19,185,312	0	208,308,671
Equipment Acquisition	84,768,053	74,233,373	10,534,680	16,080,085	0	100,848,138
Flood Protection and Storm Drainage	27,837,421	19,955,430	7,881,991	6,978,349	0	34,815,770
Park and Recreation	110,175,866	51,055,606	59,120,260	27,227,775	0	137,403,641
Streets and Thoroughfares	321,037,075	172,632,551	148,404,524	66,018,053	0	387,055,128
Trinity River Corridor	175,849,439	104,842,191	71,007,248	76,594,235	40,240,000	252,443,674
Water Utilities	2,606,626,828	2,305,837,061	300,789,767	265,950,000	0	2,872,576,828
Total	\$4,003,631,112	\$3,219,600,752	\$784,030,360	\$539,779,196	\$40,240,000	\$4,543,410,308

FY2006-07 ADOPTED CAPITAL BUDGET - USES OF FUNDS BY PROGRAM



1998 GENERAL OBLIGATION BOND PROGRAM

Approved May 2, 1998 - Total Authorized \$543,500,000

Bond Issuance Schedule

Propositions	FY 1998-99	FY 1999-00	FY 2000-01	FY 2001-02	FY 2002-03	FY 2003-04	FY 2004-05	FY 2005-06	FY 2006-07	FY 2007-08	Total Authorized
1. Street & Thoroughfare Improvements	37,276,000	21,862,000	35,473,000	30,414,000	0	0	0	0		0	125,025,000
2. Park, Playground, Recreation and Community Facilities	14,165,000	8,633,000	17,140,000	7,622,000	0	0	0	0		0	47,560,000
3. Police Headquarters Facility	10,650,000	0	31,630,000	0	0	0	0	0		0	42,280,000
4. Fire Protection Facilities	350,000	250,000	2,665,000	0	0	0	0	0		0	3,265,000
5. Library Facilities	2,000,000	50,000	1,100,000	6,900,000	0	0	0	0		0	10,050,000
6. Flood Protection and Storm Drainage Improvements	5,169,000	3,285,000	1,697,000	4,219,000	0	0	0	0		0	14,370,000
7. Cultural Arts Facilities Acquisition and Improvements	500,000	10,000,000	0	0	0	0	0	0		0	10,500,000
8. City Facilities Repair & Improvements	2,040,000	4,000,000	5,710,000	12,600,000	0	0	0	0		0	24,350,000
9. Economic Development, Neighborhood Revitalization and Business Expansion Programs	7,000,000	2,300,000	7,300,000	0	0	0	0	0		0	16,600,000
10. Animal Control Facilities	350,000	0	250,000	2,900,000	0	0	0	0		0	3,500,000
11. Trinity River Corridor Project	30,500,000	15,500,000	0	0	0	10,550,000	33,515,000	48,410,000	67,520,000	40,005,000	246,000,000
Total 1998 General Obligation Bond Program	\$110,000,000	\$65,880,000	\$102,965,000	\$64,655,000	\$0	\$10,550,000	\$33,515,000	\$48,410,000	\$67,520,000	\$40,005,000	\$543,500,000

2003 GENERAL OBLIGATION BOND PROGRAM

Approved May 3, 2003 - Total Authorized \$579,290,000

Bond Issuance Schedule

Propositions	FY 2003-04	FY 2004-05	FY 2005-06	FY 2006-07	Total Authorized
1. Street and Transportation Improvements	54,310,762	52,795,836	52,666,239	39,187,163	198,960,000
2. Neighborhood and Community Park, Playground and Recreation Facilities	10,789,957	16,042,901	16,977,213	13,479,929	57,290,000
3. Library Facilities	9,538,679	15,507,437	14,600,514	15,878,370	55,525,000
4. Flood Protection and Storm Drainage Facilities	4,325,657	3,028,685	2,120,455	6,960,203	16,435,000
5. Planning and Designing a Performing Arts Theater and Constructing Related Site Improvements in the Downtown Arts District	450,000	0	1,800,930	9,004,070	11,255,000
6. City Service and Maintenance Facilities	16,825,000	0	0	0	16,825,000
7. Animal Control Facilities	11,755,000	0	0	0	11,755,000
8. Land Acquisition for the Development of Low and Moderate Income, Owner-Occupied Single Family Homes	2,000,000	1,030,000	0	0	3,030,000
9. Flood Protection and Storm Drainage Facilities for the McCommas Bluff Landfill	24,000,000	0	0	0	24,000,000
10. Specified Street Projects Described in the Election Ordinance	10,909,360	21,972,936	13,814,338	21,203,366	67,900,000
11. Major and Citywide Park and Recreation Facilities	14,340,043	9,630,137	8,068,317	11,191,503	43,230,000
12. Cultural Arts Facilities	473,481	2,691,017	3,878,976	10,621,526	17,665,000
13. Street, Utility and Other Infrastructure Improvements in Furtherance of Economic and Business Development in the Southern Area of the City	0	3,000,000	2,200,000	800,000	6,000,000
14. Fire Station Facilities	1,239,000	5,521,784	7,321,004	5,668,212	19,750,000
15. Farmers Market Improvements	300,000	1,700,000	1,200,000	0	3,200,000
16. Police Facilities	1,563,061	2,899,267	14,177,014	4,830,658	23,470,000
17. Homeless Assistance Facilities	0	3,000,000	0	0	3,000,000
Total 2003 General Obligation Bond Program	\$162,820,000	\$138,820,000	\$138,825,000	\$138,825,000	\$579,290,000

AVIATION FACILITIES CAPITAL IMPROVEMENTS

MISSION

The Department of Aviation's Capital Improvement Program is directed toward: (1) meeting the obligations incumbent of the City's role in the National Airspace System to maintain safe, and cost effective airports while minimizing delays; (2) maintaining existing systems, pavements and buildings at the City's three aviation facilities to meet federal, state and municipal standards for safety, security and serviceability; (3) continuously improving aviation facilities for both commercial and general aviation users; and (4) studying, designing and constructing facilities that enhance customer service and convenience.

The Department of Aviation's facilities include Dallas Love Field, the Central Business District (CBD) Heliport and Dallas Executive Airport.

HIGHLIGHTED ACCOMPLISHMENTS FOR FY2005-06

1. Completed the construction of Priority I of the non-load bearing surfaces at Dallas Love Field.
2. Completed the construction of Phase I apron rehabilitation at Dallas Love Field.
3. Completed construction of a new terminal building, conference center and air traffic control tower at Dallas Executive Airport
4. Completed construction of a major runway surface improvement and electrical upgrade project at Dallas Executive Airport.
5. Completed the construction of new standpipe system in Parking Garage "A" at Dallas Love Field.

HIGHLIGHTED OBJECTIVES FOR FY2006-07

1. Complete construction of a computerized Access Control System and Airport Identification Badge Office for Dallas Love Field.
2. Complete the construction of the Main Terminal Baggage Claim Wing Renovation at Dallas Love Field.
3. Complete Apron Repairs Phase 2 replacing select concrete paving panels around the West Concourse at Dallas Love Field.
4. Complete the flood restoration construction in the Main Terminal Building at Dallas Love Field.
5. Complete the construction of a new Field Maintenance Facility at Dallas Executive Airport.

OPERATING & MAINTENANCE COST

Upon completion, certain capital improvement projects will have on-going costs associated with operating and maintaining the new facilities, facility improvements or expansions. No additional operating and maintenance costs have been identified at this time.

AVIATION FACILITIES CAPITAL IMPROVEMENTS

SERVICE DESCRIPTIONS

Airfield Electrical Federal Aviation Regulations establish very detailed requirements for the installation and operation of electrical lighting systems within the Airport Operating Area (AOA). These systems include runway and taxiway lighting, guidance signs, navigational aids and obstruction and apron lighting. These systems are inspected daily and repaired as necessary. Reconstruction and new installation projects are scheduled based on inspection findings and changes in federal regulations.

Aviation Land Acquisition Paragraph 5.4 of the Dallas Love Field Policies directs the Department of Aviation to acquire privately owned parcels within the area bounded by Mockingbird Lane, Lemmon Avenue, Denton Drive and Shorecrest Drive for transportation, aviation or other appropriate uses when such land becomes available for purchase and when City funding is available for such acquisition.

Environmental Federal and State regulations administered by the Environmental Protection Agency (EPA), the Texas Commission on Environmental Quality (TCEQ), and Municipal Codes administered by the City's Environmental and Health Services Department (EHS), direct the environmental projects undertaken by the Department of Aviation.

Landscaping Both Dallas Love Field and Dallas Executive Airport are located within the Dallas city limits and are surrounded by or in close proximity to residential housing and retail businesses. The airports strive to maintain a "good neighbor" status and make every possible effort to be aesthetically pleasing. Quality landscaping is an important effort in accomplishing this goal.

Parking A Parking Garage Feasibility Study concluded that existing parking facilities at Dallas Love Field were inadequate to meet current and projected demands. To remedy this shortage, a new parking garage was constructed to add 4,000 spaces to the existing on-airport parking capacity. A second sky bridge with integral people movers was also added to connect the new parking garage with the terminal building.

Pavement Maintenance/Construction Federal Aviation Regulations establish very detailed requirements for maintenance and construction of pavement areas within the Airport Operating Area (AOA). Dallas Love Field and Dallas Executive Airport maintain a massive amount of concrete and asphalt pavement areas. These areas require daily inspections. Repair, reconstruction and new construction projects are scheduled based on inspection findings.

Safety/Security Federal Aviation Regulations (FAR) Part 139 and Transportation Security Administration (TSA) Part 1540 and associated Advisory Circulars establish very detailed requirements for safety and security at air carrier airports such as Dallas Love Field. FAR Part 139 addresses safety issues related to preventing inadvertent entry by unauthorized personnel or animals into operational areas of the airport; aircraft rescue and firefighting (ARFF); and ensuring the safety of personnel and aircraft within the confines of the airport's AOA. TSA Part 1540 focuses on securing the airport from intentional entry into the restricted areas of the airport by unauthorized personnel and protecting personnel and property from weapons and explosive devices.

Terminal Since the airports are the first impression many visitors have of the City of Dallas, it is necessary that the airport terminal facilities be maintained in a manner that presents a clean and attractive appearance while providing high levels of customer convenience. Last year over 5.8 million passengers passed through the Dallas Love Field terminal either arriving in Dallas or traveling to other destinations. This usage level places a great strain on existing facilities, requiring an aggressive program of updating, renovating and maintenance to maintain the traveling public's favorable impression of Dallas Love Field and the City of Dallas. The terminal building at Dallas Executive Airport presents similar challenges; however, in accordance with the Master Plan Study, a replacement terminal building has been designed for Dallas Executive Airport and construction will be nearing completion at the end of 2006.

AVIATION FACILITIES CAPITAL IMPROVEMENTS

<u>Source of Funds</u>	<u>Budget as of 06-30-06</u>	<u>Spent or Committed 06-30-06</u>	<u>Remaining as of 06-30-06</u>	<u>FY2006-07 Adopted</u>	<u>FY2007-08 Estimated</u>	<u>Total Estimated Cost</u>
Aviation Revenue Bonds	59,385,000	57,716,066	1,668,934	0	0	59,385,000
Capital Construction	106,418,086	89,515,952	16,902,134	0	0	106,418,086
FAA Airport Improvement Program	34,537,183	25,741,648	8,795,535	0	0	34,537,183
Total	\$200,340,269	\$172,973,666	\$27,366,603	\$0	\$0	\$200,340,269

AVIATION FACILITIES CAPITAL IMPROVEMENTS

<u>Use of Funds</u>	<u>Budget as of 06-30-06</u>	<u>Spent or Committed 06-30-06</u>	<u>Remaining as of 06-30-06</u>	<u>FY2006-07 Adopted</u>	<u>FY2007-08 Estimated</u>	<u>Total Estimated Cost</u>
Aviation Land Acquisition	16,604,904	16,604,904	0	0	0	16,604,904
Environmental	9,570,972	7,686,103	1,884,869	0	0	9,570,972
General	152,700	152,700	0	0	0	152,700
Landscaping	3,790,242	3,790,242	0	0	0	3,790,242
Parking	60,846,494	59,102,987	1,743,507	0	0	60,846,494
Pavement Maintenance / Construction	25,897,859	15,219,001	10,678,858	0	0	25,897,859
Safety/Security	4,513,686	3,705,169	808,517	0	0	4,513,686
Terminal	78,963,412	66,712,561	12,250,851	0	0	78,963,412
Total	\$200,340,269	\$172,973,666	\$27,366,603	\$0	\$0	\$200,340,269

AVIATION FACILITIES CAPITAL IMPROVEMENTS

Project	Service	Key Focus Area	Council District	Funding Source	Budget as of 06/30/06	Spent or Committed 06/30/06	Remaining as of 06/30/06	FY2006-07 Adopted	FY2007-08 Estimated	Total Estimated Cost	In Service Date
Airfield Rescue and Fire Fighting - Love Field	Safety/Security	Public Safety and Homeland Security	Citywide	Capital Construction	1,645,957	1,645,957	0	0	0	1,645,957	Various
Airfield Surface Repair - Love Field	Pavement Maintenance / Construction	Economic Development	Citywide	Capital Construction	1,117,777	417,341	700,436	0	0	1,117,777	Various
Airfield Surface Repair - Love Field	Pavement Maintenance / Construction	Economic Development	Citywide	Federal AIP Grant	4,471,111	4,436,507	34,604	0	0	4,471,111	Various
Asbestos Abatement - Dallas Executive Airport	Environmental	Economic Development	Citywide	Capital Construction	302,884	81,830	221,054	0	0	302,884	Various
Asbestos Abatement - Love Field	Environmental	Economic Development	Citywide	Capital Construction	4,659,409	3,637,781	1,021,628	0	0	4,659,409	Various
Aviation Commercial Development	Aviation Land Acquisition	Economic Development	Citywide	Capital Construction	16,604,904	16,604,904	0	0	0	16,604,904	Various
Baggage Claim Renovation - Love Field	Terminal	Economic Development	Citywide	Capital Construction	3,820,729	1,290,373	2,530,356	0	0	3,820,729	4th/06
Baggage Claim Renovation - Love Field	Terminal	Economic Development	Citywide	Federal AIP Grant	11,280,972	8,257,895	3,023,077	0	0	11,280,972	4th/06
Bio-Explosive Detection System	Safety/Security	Public Safety and Homeland Security	Citywide	Federal AIP Grant	519,224	519,224	0	0	0	519,224	Various
Blast Fence Reconstruction- Love Field	Environmental	Economic Development	Citywide	Federal AIP Grant	2,783,639	2,570,090	213,549	0	0	2,783,639	Various
Canine Explosive Detection Facility	Safety/Security	Public Safety and Homeland Security	Citywide	Capital Construction	187,798	179,852	7,946	0	0	187,798	4th/05
Canine Explosive Detection Facility	Safety/Security	Public Safety and Homeland Security	Citywide	Federal AIP Grant	400,000	100,928	299,072	0	0	400,000	4th/05
Computerized Parking and Taxi System - Love Field	Parking	Economic Development	Citywide	Capital Construction	1,461,494	1,386,921	74,573	0	0	1,461,494	1st/06

AVIATION FACILITIES CAPITAL IMPROVEMENTS

Project	Service	Key Focus Area	Council District	Funding Source	Budget as of 06/30/06	Spent or Committed 06/30/06	Remaining as of 06/30/06	FY2006-07 Adopted	FY2007-08 Estimated	Total Estimated Cost	In Service Date
Controlled Access Security - Love Field	Safety/Security	Public Safety and Homeland Security	Citywide	Capital Construction	1,760,707	1,259,208	501,499	0	0	1,760,707	4th/06
Electrical System Upgrade - Love Field	Terminal	Economic Development	Citywide	Capital Construction	63,145	63,145	0	0	0	63,145	2nd/06
Environmental Programs - Love Field and Dallas Executive Airport	Environmental	Economic Development	Citywide	Capital Construction	1,825,040	1,396,402	428,638	0	0	1,825,040	Various
Equipment Maintenance Facility- Dallas Executive Airport	Terminal	Economic Development	Citywide	Capital Construction	903,358	707,854	195,504	0	0	903,358	1st/07
Landscaping - Love Field	Landscaping	Neighborhood Quality	Citywide	Capital Construction	3,790,242	3,790,242	0	0	0	3,790,242	Various
Master Plan Study - Love Field	General	Staff Accountability	Citywide	Federal AIP Grant	152,700	152,700	0	0	0	152,700	2nd/06
Parking Garage - Love Field	Parking	Economic Development	Citywide	Revenue Bonds	59,385,000	57,716,066	1,668,934	0	0	59,385,000	2nd/06
Pavement Condition Analysis	Terminal	Economic Development	Citywide	Federal AIP Grant	310,983	236,394	74,589	0	0	310,983	1st/05
Public Safety Offices - Love Field	Terminal	Economic Development	Citywide	Capital Construction	1,000,000	749,937	250,063	0	0	1,000,000	4th/07
Reconstruction of Airfield Pavement - Love Field	Pavement Maintenance / Construction	Economic Development	Citywide	Capital Construction	6,133,048	3,083,048	3,050,000	0	0	6,133,048	Various
Reconstruction of Airfield Pavement - Love Field	Pavement Maintenance / Construction	Economic Development	Citywide	Federal AIP Grant	1,425,000	0	1,425,000	0	0	1,425,000	Various
Replace West Concourse Air Carrier Apron - Love Field	Pavement Maintenance / Construction	Economic Development	Citywide	Capital Construction	2,358,500	424,848	1,933,652	0	0	2,358,500	4th/07
Replace West Concourse Air Carrier Apron - Love Field	Pavement Maintenance / Construction	Economic Development	Citywide	Federal AIP Grant	2,851,242	2,290,699	560,543	0	0	2,851,242	4th/07

AVIATION FACILITIES CAPITAL IMPROVEMENTS

Project	Service	Key Focus Area	Council District	Funding Source	Budget as of 06/30/06	Spent or Committed 06/30/06	Remaining as of 06/30/06	FY2006-07 Adopted	FY2007-08 Estimated	Total Estimated Cost	In Service Date
Replace West Concourse Air Carrier Apron - Love Field	Pavement Maintenance / Construction	Economic Development	Citywide	Federal AIP Grant	2,250,000	0	2,250,000	0	0	2,250,000	Various
Security Gates and Overlay Runways - Dallas Executive Airport	Pavement Maintenance / Construction	Economic Development	Citywide	Capital Construction	4,031,670	4,031,670	0	0	0	4,031,670	Various
Taxiway/Apron Repairs - Dallas Executive Airport	Pavement Maintenance / Construction	Economic Development	Citywide	Capital Construction	700,000	160,205	539,795	0	0	700,000	Various
Taxiway/Apron Repairs - Dallas Executive Airport	Pavement Maintenance / Construction	Economic Development	Citywide	Federal AIP Grant	559,511	374,683	184,828	0	0	559,511	Various
Terminal Area Redevelopment Plan	Terminal	Economic Development	Citywide	Capital Construction	1,008,923	99,524	909,399	0	0	1,008,923	2nd/06
Terminal Area Redevelopment Plan	Terminal	Economic Development	Citywide	Federal AIP Grant	912,000	912,000	0	0	0	912,000	2nd/06
Terminal HVAC Upgrade - Love Field	Terminal	Economic Development	Citywide	Capital Construction	31,639,065	29,530,377	2,108,688	0	0	31,639,065	4th/07
Terminal Improvements - Love Field	Terminal	Economic Development	Citywide	Capital Construction	14,973,418	14,468,304	505,114	0	0	14,973,418	Various
Terminal Renovation - Dallas Executive Airport	Terminal	Economic Development	Citywide	Capital Construction	6,430,018	4,506,230	1,923,788	0	0	6,430,018	4th/06
Terminal Renovation - Dallas Executive Airport	Terminal	Economic Development	Citywide	Federal AIP Grant	6,620,801	5,890,529	730,272	0	0	6,620,801	4th/06
Total Aviation Facilities Capital Improvements					\$200,340,269	\$172,973,666	\$27,366,603	\$0	\$0	\$200,340,269	

CITY FACILITIES CAPITAL IMPROVEMENTS

MISSION

The purpose of this program is to protect the City's \$662 million dollar investment in existing facilities, to ensure safe and usable facilities, and to provide a higher level of service to citizens. This is accomplished through repair and improvements to existing City facilities and when needed, the construction of new facilities. Strategic planning is conducted to evaluate existing City facilities for recommended future renovation, expansion or replacement.

HIGHLIGHTED ACCOMPLISHMENTS FOR FY2005-06

1. Completed construction of the landfill levee extension and Phase I swale excavation at the McCommas Bluff Landfill.
2. Awarded the design contract for construction of cell 6 at the McCommas Bluff Landfill.
3. Completed the construction of the replacement Hampton-Illinois Branch Library co-location with the Dallas Independent School District (DISD).
4. Awarded construction contracts for replacement Casa View and Walnut Hill Branch Libraries, the South Central Police Station, replacement Fire Station #35 (Walnut Hill Ln. at Mixon) and the new Fire Station #40 (Hampton and Kirnwood).
5. Awarded design contracts for the new Prairie Creek Branch Library, the replacement Pleasant Grove Branch Library and replacement Fire Stations #33 (Illinois Ave. at Vernon) and Fire Station #42 (W. Mockingbird Ln. at Airdrome).
6. Completed third year of Police Academy site acquisition.
7. Awarded construction contract for replacement animal shelter (currently located at 525 Shelter Place). New facility will be located at Interstate 30 and Westmoreland Road.
8. Completed construction of Phase II of the replacement Northwest Service Center.
9. Awarded the design contract for the Police Academy Master Plan.
10. Completed the construction of the West Love Field and Timberglen Branch Libraries.
11. Awarded the land acquisition and design contract for the Homeless Assistance Center.
12. Awarded the construction contract for renovation of the 3rd floor of the Central Library.
13. Completed the construction of the renovation of the 5th floor of the Central Library.
14. Completed the interior renovation of the Day Resource Center.
15. Awarded professional services contracts for Major Maintenance projects located at Fretz Park Branch Library, Fire Station #19 (E. Grand Ave. at Winslow) , Fire Station #41 (Royal Ln. at Preston Rd.), J. C. Turner Recreation Center, Jaycee Zaragosa Recreation Center, Martin L. King Recreation Center, Marcus Recreation Center, Tommie Allen Recreation Center, Family Gateway Center, Science Place II, Southwest Police Substation, Central Police Substation, and Police Property Room.
16. Awarded construction contracts and completed construction of Science Place II roof replacement, Dallas City Hall exit door replacement, OCMC roof replacement, Common Area finish replacement, Singing Hills gym floor replacement, Eloise Lundy Recreation Center emergency roof repairs and Martin L. King Childcare Building roof replacement.

CITY FACILITIES CAPITAL IMPROVEMENTS

HIGHLIGHTED OBJECTIVES FOR FY2006-07

1. Award construction contracts for Major Maintenance projects at: Fretz Park Branch Library, Fire Station #19 (E. Grand Ave. at Winslow), Fire Station #41 (Royal Ln. at Preston Rd.), J. C. Turner Recreation Center, Jaycee Zaragosa Recreation Center Marcus Recreation Center, Martin L. King Recreation Center, Family Gateway Center and Science Place II.
2. Complete design contract for cell 6 at the McCommas Bluff Landfill.
3. Award contract for construction of cell 6 at McCommas Bluff Landfill.
4. Award construction contracts for replacement of Casa View, Pleasant Grove, Prairie Creek and Walnut Hill Branch Libraries.
5. Award design contracts for the Police Academy and Oak Cliff Cultural Center.
6. Complete fourth year of site acquisition for the Police Academy.
7. Complete schematic design of Latino Cultural Center Phase II.
8. Award construction contracts for replacement of Fire Stations #33 (Illinois Ave. at Vernon), #35 (Walnut Hill Ln. at Mixon) and #42 (W. Mockingbird Ln. at Airdrome).
9. Complete construction of replacement Fire Stations #38 (E. Illinois Ave. at Bonnie View) and #40 (Hampton and Kirnwood).
10. Complete construction of the South Central Police Station.
11. Complete construction of West Love Field and Timberglen Branch Libraries.
12. Award the construction contract for the Homeless Assistance Center.
13. Complete construction for the Animal Shelter.

OPERATING & MAINTENANCE COSTS

Upon completion, certain capital improvement projects will have on-going costs associated with operating and, maintaining the new facility, improvement, or expansion. These costs will be considered when developing the City's operating budget.

Animal Shelter Replacement - \$1,876,299

New branch libraries – Arcadia Park \$500,000; Timberglen \$600,000; and West Love Field \$500,000

Replacement Branch Libraries – Hampton-Illinois \$20,400

Replacement fire stations - #38 located at 2816 E. Illinois \$9,316

CITY FACILITIES CAPITAL IMPROVEMENTS

SERVICE DESCRIPTIONS:

Administrative and Internal Service Facilities Repairs, modifications and improvements to existing City facilities that house administrative and internal functions. Funding is also provided to improve and maintain service facilities that house such functions as Code Compliance, Court Services, Streets, Equipment Services, and training facilities.

Animal Control Facilities Design, construction and replacement of the Oak Cliff Animal Shelter located at 525 Shelter Place. The replacement facility will be constructed in a more accessible location to the public and will accommodate enlarged facilities for animal impoundment and pet adoption activities.

Fire Protection Facilities Projects include site acquisition, design and construction of new and replacement of fire stations and other fire department facilities. Funding is also provided to repair, improve and maintain fire facilities.

Homeless Assistance Facilities Project includes site acquisition, design and/or renovation of a Homeless Assistance Facility to serve as an intake facility.

Library Facilities Site acquisition, design and construction of new or replacement branch libraries. Funding is also provided for design, renovations, and/or expansion projects at the City's existing Central Library and twenty-two branch libraries.

Major Maintenance Repair and replacement of major building systems that typically cost more than \$10,000 to provide timely and appropriate maintenance to protect the City's general fund facility investment. This process ensures safe and usable facilities for citizens and staff, and maintains a positive image for the City. Examples of building systems include elevators, structural components, roofs, HVAC, electrical, plumbing, and interior finishes.

Police Facilities Planning, land acquisition, design, construction, renovation, equipping, and furnishing police substations, a police academy, and related facilities.

Professional Services and Debt Issuance Provides funding for certain costs associated with capital improvement projects. These costs include studies and long-range plans, debt issuance costs, and reimbursements to the General Fund for professional staff services such as design, survey, land acquisition fees and engineering.

Public Art Includes the public art initiatives throughout the City of Dallas. Funds generated by Public Art appropriations are used for the design services of artists, for the selection, acquisition, commissioning and display of artworks, and for administration of the public art projects.

Solid Waste Facilities Construction of waste disposal cells, and levee/swale at the McCommas Bluff Landfill for the purpose of providing solid waste facilities improvements including cell disposal, flood protection and drainage, establishment of wetlands, and relocation of utilities. These projects consist of four major components: cell construction; extension of the levee system; swale excavation/environmental protection; drainage improvements; and, relocation of utilities.

CITY FACILITIES CAPITAL IMPROVEMENTS

<u>Source of Funds</u>	<u>Budget as of 06-30-06</u>	<u>Spent or Committed 06-30-06</u>	<u>Remaining as of 06-30-06</u>	<u>FY2006-07 Adopted</u>	<u>FY2007-08 Estimated</u>	<u>Total Estimated Cost</u>
1995 General Obligation Bonds	6,105,576	5,595,132	510,444	0	0	6,105,576
1998 General Obligation Bonds	75,822,329	59,796,449	16,025,880	50,000	0	75,872,329
2000 Certificates of Obligation	12,676,899	12,676,899	0	0	0	12,676,899
2003 Certificates of Obligation	28,817,631	26,710,690	2,106,941	1,175,500	0	29,993,131
2003 General Obligation Bonds	87,226,344	35,915,497	51,310,847	28,458,323	0	115,684,667
Capital Construction	2,757,525	458,855	2,298,670	2,239,649	0	4,997,174
Capital Construction - Sanitation Projects	0	0	0	4,000,000	0	4,000,000
General Capital Reserve	121,200	94,165	27,035	4,687,120	0	4,808,320
General Obligation Bonds - Homeless Assistance Facilities	23,800,000	2,412,581	21,387,419	117,048	0	23,917,048
Private Donations	1,000,000	0	1,000,000	0	0	1,000,000
Texas Utilities Reserve Fund Interest	0	0	0	550,000	0	550,000
Total	\$238,327,504	\$143,660,269	\$94,667,235	\$41,277,640	\$0	\$279,605,144

CITY FACILITIES CAPITAL IMPROVEMENTS

<u>Use of Funds</u>	<u>Budget as of 06-30-06</u>	<u>Spent or Committed 06-30-06</u>	<u>Remaining as of 06-30-06</u>	<u>FY2006-07 Adopted</u>	<u>FY2007-08 Estimated</u>	<u>Total Estimated Cost</u>
Administrative and Internal Service Facilities	6,030,913	3,178,943	2,851,970	0	0	6,030,913
Animal Control Facilities	15,051,195	14,339,422	711,773	0	0	15,051,195
Fire Protection Facilities	13,951,292	4,379,884	9,571,408	5,590,158	0	19,541,450
Homeless Assistance Facilities	26,775,000	5,015,726	21,759,274	0	0	26,775,000
Library Facilities	48,452,919	22,092,589	26,360,330	15,729,144	0	64,182,063
Major Maintenance - Neighborhood Quality	3,304,314	212,710	3,091,604	491,519	0	3,795,833
Major Maintenance - Public Safety and Homeland Security	14,030,200	259,747	13,770,453	1,043,655	0	15,073,855
Major Maintenance - Staff Accountability	334,211	311,411	22,800	1,174,475	0	1,508,686
Police Facilities	81,337,506	65,906,685	15,430,821	4,788,483	0	86,125,989
Professional Services and Debt Issuance	0	0	0	7,015,251	0	7,015,251
Public Art	2,242,323	1,252,462	989,861	269,455	0	2,511,778
Solid Waste Facilities	26,817,631	26,710,690	106,941	5,175,500	0	31,993,131
Total	\$238,327,504	\$143,660,269	\$94,667,235	\$41,277,640	\$0	\$279,605,144

CITY FACILITIES CAPITAL IMPROVEMENTS

Project	Service	Key Focus Area	Council District	Funding Source	Budget as of 06/30/06	Spent or Committed 06/30/06	Remaining as of 06/30/06	FY2006-07 Adopted	FY2007-08 Estimated	Total Estimated Cost	In Service Date
Americans with Disabilities Renovations	Administrative and Internal Service Facilities	Staff Accountability	Citywide	95 Bond Program	763,692	304,619	459,073	0	0	763,692	Various
Animal Shelter	Animal Control Facilities	Neighborhood Quality	Citywide	98 Bond Program	3,465,866	3,025,398	440,468	0	0	3,465,866	N/A
Animal Shelter - Phase I	Animal Control Facilities	Neighborhood Quality	Citywide	03 Bond Program	11,585,329	11,314,024	271,305	0	0	11,585,329	3rd/07
Arcadia Park Branch Library (New) - Design and Construction	Library Facilities	Neighborhood Quality	Citywide	03 Bond Program	4,800,985	1,206,087	3,594,898	0	0	4,800,985	1st/05
Audelia Branch Library - Phase I Design and Renovation	Library Facilities	Neighborhood Quality	Citywide	98 Bond Program	2,893,382	2,755,989	137,393	0	0	2,893,382	1st/04
Bond Sale Expense - Fire Facilities	Professional Services and Debt Issuance	Staff Accountability	Citywide	03 Bond Program	0	0	0	14,777	0	14,777	N/A
Bond Sale Expense - Homeless Facilities	Professional Services and Debt Issuance	Staff Accountability	Citywide	05 Homeless Proposition Bond Funds	0	0	0	62,048	0	62,048	N/A
Bond Sale Expense - Library Facilities	Professional Services and Debt Issuance	Staff Accountability	Citywide	03 Bond Program	0	0	0	41,396	0	41,396	N/A
Bond Sale Expense - Police Facilities	Professional Services and Debt Issuance	Staff Accountability	Citywide	03 Bond Program	0	0	0	12,594	0	12,594	N/A
Casa View Branch Library - Replacement	Library Facilities	Neighborhood Quality	Citywide	03 Bond Program	7,129,755	1,270,169	5,859,586	0	0	7,129,755	2nd/08
Central Library - 3rd Floor Renovation	Major Maintenance - Neighborhood Quality	Neighborhood Quality	Citywide	Capital Construction	1,000,000	405	999,595	0	0	1,000,000	3rd/07
Central Library - 3rd Floor Renovation	Major Maintenance - Neighborhood Quality	Neighborhood Quality	Citywide	Donation	1,000,000	0	1,000,000	0	0	1,000,000	3rd/07
Central Library - 4th Floor Renovation	Major Maintenance - Neighborhood Quality	Neighborhood Quality	Citywide	General Capital Reserve	98,989	94,165	4,824	0	0	98,989	1st/04

CITY FACILITIES CAPITAL IMPROVEMENTS

Project	Service	Key Focus Area	Council District	Funding Source	Budget as of 06/30/06	Spent or Committed 06/30/06	Remaining as of 06/30/06	FY2006-07 Adopted	FY2007-08 Estimated	Total Estimated Cost	In Service Date
Central Library - Building Exterior Improvements	Library Facilities	Neighborhood Quality	Citywide	03 Bond Program	5,246,672	2,473,879	2,772,793	0	0	5,246,672	4th/07
Central Library - Replace Electronic HVAC Filters	Major Maintenance - Neighborhood Quality	Neighborhood Quality	Citywide	Capital Construction	0	0	0	254,000	0	254,000	N/A
CIP Engineering - Animal Control Facilities	Professional Services and Debt Issuance	Staff Accountability	Citywide	03 Bond Program	0	0	0	75,274	0	75,274	N/A
CIP Engineering - Fire Facilities	Professional Services and Debt Issuance	Staff Accountability	Citywide	03 Bond Program	0	0	0	199,957	0	199,957	N/A
CIP Engineering - Homeless Facilities	Professional Services and Debt Issuance	Staff Accountability	Citywide	03 Bond Program	0	0	0	58,555	0	58,555	N/A
CIP Engineering - Library Facilities	Professional Services and Debt Issuance	Staff Accountability	Citywide	03 Bond Program	0	0	0	183,530	0	183,530	N/A
City Hall - Re-Key Locks	Major Maintenance - Staff Accountability	Staff Accountability	Citywide	Capital Construction	0	0	0	45,784	0	45,784	N/A
City Hall - Renovation	Administrative and Internal Service Facilities	Staff Accountability	Citywide	98 Bond Program	3,267,221	2,874,325	392,896	0	0	3,267,221	1st/03
City Hall - Repair Leaks	Major Maintenance - Staff Accountability	Staff Accountability	Citywide	Capital Construction	0	0	0	30,000	0	30,000	N/A
City Service Center Signage Improvements	Major Maintenance - Staff Accountability	Staff Accountability	Citywide	Capital Construction	0	0	0	135,000	0	135,000	N/A
Communication - Replace Doors	Major Maintenance - Staff Accountability	Staff Accountability	Citywide	Capital Construction	0	0	0	15,697	0	15,697	N/A
Dallas West Branch Library - Phase I Design and Renovation	Library Facilities	Neighborhood Quality	Citywide	98 Bond Program	1,940,845	1,940,845	0	0	0	1,940,845	2nd/04
Eloise Lundy Recreation Center Roof Replacement	Major Maintenance - Neighborhood Quality	Neighborhood Quality	Citywide	Capital Construction	19,250	19,250	0	0	0	19,250	3rd/06

CITY FACILITIES CAPITAL IMPROVEMENTS

Project	Service	Key Focus Area	Council District	Funding Source	Budget as of 06/30/06	Spent or Committed 06/30/06	Remaining as of 06/30/06	FY2006-07 Adopted	FY2007-08 Estimated	Total Estimated Cost	In Service Date
Family Gateway Center-Roof Replacement	Major Maintenance - Neighborhood Quality	Neighborhood Quality	Citywide	Capital Construction	328,700	0	328,700	0	0	328,700	4th/06
Fire Station #08 (N. Garrett Ave. at Monarch) - Replace Overhead Doors	Major Maintenance - Public Safety and Homeland Security	Public Safety and Homeland Security	Citywide	Capital Construction	0	0	0	27,940	0	27,940	N/A
Fire Station #11 (Cedar Springs Rd. at Reagan) - Replace Ceiling Tile	Major Maintenance - Public Safety and Homeland Security	Public Safety and Homeland Security	Citywide	Capital Construction	0	0	0	20,320	0	20,320	N/A
Fire Station #18 (Griffin St. at Ross) - Roof Replacement	Major Maintenance - Public Safety and Homeland Security	Public Safety and Homeland Security	Citywide	Capital Construction	114,000	6,420	107,580	0	0	114,000	1st/07
Fire Station #30 (Zodiac Ln. at Royal) - Repair Doors and Apparatus Floor Coating	Major Maintenance - Public Safety and Homeland Security	Public Safety and Homeland Security	Citywide	Capital Construction	0	0	0	95,000	0	95,000	N/A
Fire Station #33 (Illinois Ave at Vernon) - Replacement	Fire Protection Facilities	Public Safety and Homeland Security	Citywide	03 Bond Program	723,640	979	722,661	3,009,237	0	3,732,877	2nd/08
Fire Station #35 (Walnut Hill Ln. at Mixon) - Replacement	Fire Protection Facilities	Public Safety and Homeland Security	Citywide	03 Bond Program	4,245,006	1,003,941	3,241,065	0	0	4,245,006	1st/08
Fire Station #38 (E Illinois at Bonnie View) - Replacement	Fire Protection Facilities	Public Safety and Homeland Security	Citywide	03 Bond Program	3,344,685	3,093,821	250,864	0	0	3,344,685	2nd/07
Fire Station #40 (Hampton and Kirnwood) - New	Fire Protection Facilities	Public Safety and Homeland Security	Citywide	03 Bond Program	3,914,870	280,032	3,634,838	0	0	3,914,870	3rd/07
Fire Station #41 (Royal Ln. at Preston Rd.) - Roof Replacement	Major Maintenance - Public Safety and Homeland Security	Public Safety and Homeland Security	Citywide	Capital Construction	126,200	22,479	103,721	0	0	126,200	2nd/06
Fire Station #42 (W. Mockingbird Ln at Airdrome) - Replacement	Fire Protection Facilities	Public Safety and Homeland Security	Citywide	03 Bond Program	1,723,091	1,110	1,721,981	2,580,921	0	4,304,012	2nd/08
Fire Station #53 (John West Rd. at Greenmeadow) - Clean and Paint Exterior	Major Maintenance - Public Safety and Homeland Security	Public Safety and Homeland Security	Citywide	Capital Construction	0	0	0	13,018	0	13,018	N/A
Fretz Park Library - Interior Improvement	Major Maintenance - Neighborhood Quality	Neighborhood Quality	Citywide	Capital Construction	150,000	0	150,000	0	0	150,000	2nd/07

CITY FACILITIES CAPITAL IMPROVEMENTS

Project	Service	Key Focus Area	Council District	Funding Source	Budget as of 06/30/06	Spent or Committed 06/30/06	Remaining as of 06/30/06	FY2006-07 Adopted	FY2007-08 Estimated	Total Estimated Cost	In Service Date
Fretz Park Library - Roof Replacement	Major Maintenance - Neighborhood Quality	Neighborhood Quality	Citywide	Capital Construction	183,375	5,010	178,365	0	0	183,375	2nd/07
General Capital Reserve Transfer to Capital Construction	Professional Services and Debt Issuance	Staff Accountability	Citywide	General Capital Reserve	0	0	0	2,166,000	0	2,166,000	N/A
General Capital Reserve Transfer to General Fund	Professional Services and Debt Issuance	Staff Accountability	Citywide	General Capital Reserve	0	0	0	2,521,120	0	2,521,120	N/A
Grauwlyer and West Love Field Branch Library (New) - Design and Construction	Library Facilities	Neighborhood Quality	Citywide	03 Bond Program	4,750,589	3,508,128	1,242,461	0	0	4,750,589	1st/07
Hampton Illinois Branch Library - Replacement	Library Facilities	Neighborhood Quality	Citywide	03 Bond Program	1,379,000	443,878	935,122	4,647,661	0	6,026,661	3rd/06
Highland Hills Library - Replace Carpet and Ceiling Tile	Major Maintenance - Staff Accountability	Staff Accountability	Citywide	Capital Construction	0	0	0	55,880	0	55,880	N/A
Homeless Assistance Facilities	Homeless Assistance Facilities	Neighborhood Quality	Citywide	03 Bond Program	2,975,000	2,603,145	371,855	0	0	2,975,000	1st/08
Homeless Assistance Facilities	Homeless Assistance Facilities	Neighborhood Quality	Citywide	05 Homeless Proposition Bond Funds	23,800,000	2,412,581	21,387,419	0	0	23,800,000	1st/08
Illegal Landfill Remediation	Solid Waste Facilities	Neighborhood Quality	Citywide	Certificates of Obligation	26,817,631	26,710,690	106,941	1,175,500	0	27,993,131	4th/05
Illegal Landfill Remediation transfer to Debt Service Fund	Administrative and Internal Service Facilities	Staff Accountability	Citywide	Certificates of Obligation	2,000,000	0	2,000,000	0	0	2,000,000	N/A
Lakewood Branch Library - Abate and Replace Asbestos Ceiling	Major Maintenance - Staff Accountability	Staff Accountability	Citywide	Capital Construction	0	0	0	164,821	0	164,821	N/A
Lancaster Kiest Branch Library - Replacement	Library Facilities	Neighborhood Quality	Citywide	98 Bond Program	4,296,222	3,877,422	418,800	0	0	4,296,222	2nd/06
Martin L. King Jr. Branch Library - Paint Interior and Exterior	Major Maintenance - Neighborhood Quality	Neighborhood Quality	Citywide	Capital Construction	0	0	0	111,760	0	111,760	N/A

CITY FACILITIES CAPITAL IMPROVEMENTS

Project	Service	Key Focus Area	Council District	Funding Source	Budget as of 06/30/06	Spent or Committed 06/30/06	Remaining as of 06/30/06	FY2006-07 Adopted	FY2007-08 Estimated	Total Estimated Cost	In Service Date
McCommas Bluff Landfill - Cell #6 Construction	Solid Waste Facilities	Neighborhood Quality	Citywide	Capital Construction - Sanitation Projects	0	0	0	4,000,000	0	4,000,000	4th/07
Mountain Creek Branch Library - Replace Carpet	Major Maintenance - Staff Accountability	Staff Accountability	Citywide	Capital Construction	0	0	0	203,200	0	203,200	N/A
North Central Police Substation - Replace Carpet	Major Maintenance - Public Safety and Homeland Security	Public Safety and Homeland Security	Citywide	Capital Construction	0	0	0	195,000	0	195,000	N/A
Northeast Police Substation - Replace Carpet and Repair Sky Light	Major Maintenance - Public Safety and Homeland Security	Public Safety and Homeland Security	Citywide	Capital Construction	0	0	0	222,377	0	222,377	N/A
Northwest Service Center Tower - Relocation	Professional Services and Debt Issuance	Staff Accountability	Citywide	03 Bond Program	0	0	0	50,000	0	50,000	N/A
Oak Cliff Municipal Center - Roof Replacement	Major Maintenance - Staff Accountability	Staff Accountability	Citywide	General Capital Reserve	22,211	0	22,211	0	0	22,211	4th/05
Oak Cliff Municipal Center Center - Roof Replacement	Major Maintenance - Staff Accountability	Staff Accountability	Citywide	Capital Construction	312,000	311,411	589	0	0	312,000	3rd/05
Oak Lawn Branch Library - Replace Carpet	Major Maintenance - Neighborhood Quality	Neighborhood Quality	Citywide	Capital Construction	0	0	0	34,925	0	34,925	N/A
Park Forest Branch Library - Replace Carpet	Major Maintenance - Neighborhood Quality	Neighborhood Quality	Citywide	Capital Construction	0	0	0	11,430	0	11,430	N/A
Petroleum Storage Tanks	Major Maintenance - Staff Accountability	Staff Accountability	Citywide	Capital Construction	0	0	0	300,000	0	300,000	N/A
Pleasant Grove Branch Library - Replacement	Library Facilities	Neighborhood Quality	Citywide	03 Bond Program	1,098,428	0	1,098,428	4,975,232	0	6,073,660	1st/09
Police Academy - Phase I - Building Design	Police Facilities	Public Safety and Homeland Security	Citywide	03 Bond Program	344,750	28,223	316,527	1,404,920	0	1,749,670	N/A
Police Academy - Phase I - Site Acquisition	Police Facilities	Public Safety and Homeland Security	Citywide	03 Bond Program	4,689,183	2,465,473	2,223,710	1,563,061	0	6,252,244	Various

CITY FACILITIES CAPITAL IMPROVEMENTS

Project	Service	Key Focus Area	Council District	Funding Source	Budget as of 06/30/06	Spent or Committed 06/30/06	Remaining as of 06/30/06	FY2006-07 Adopted	FY2007-08 Estimated	Total Estimated Cost	In Service Date
Police and Courts Building - Renovation	Major Maintenance - Public Safety and Homeland Security	Public Safety and Homeland Security	Citywide	98 Bond Program	13,790,000	230,848	13,559,152	0	0	13,790,000	N/A
Police Headquarters	Police Facilities	Public Safety and Homeland Security	Citywide	98 Bond Program	44,156,568	44,156,568	0	0	0	44,156,568	2nd/03
Police Headquarters	Police Facilities	Public Safety and Homeland Security	Citywide	95 Bond Program	5,167,684	5,143,274	24,410	0	0	5,167,684	2nd/03
Police Headquarters	Police Facilities	Public Safety and Homeland Security	Citywide	Certificates of Obligation	12,676,899	12,676,899	0	0	0	12,676,899	2nd/03
Police Property Room - Roof Replacement	Major Maintenance - Public Safety and Homeland Security	Public Safety and Homeland Security	Citywide	03 Bond Program	0	0	0	470,000	0	470,000	N/A
Police Quartermaster Renovation	Police Facilities	Public Safety and Homeland Security	Citywide	98 Bond Program	850,000	170,029	679,971	0	0	850,000	2nd/06
Police Substation - Central - Design and Renovation	Police Facilities	Public Safety and Homeland Security	Citywide	03 Bond Program	83,718	0	83,718	759,849	0	843,567	2nd/08
Police Substation - South Central - Design	Police Facilities	Public Safety and Homeland Security	Citywide	03 Bond Program	1,317,048	1,266,219	50,829	0	0	1,317,048	N/A
Police Substation - South Central- Construction	Police Facilities	Public Safety and Homeland Security	Citywide	03 Bond Program	11,932,263	0	11,932,263	0	0	11,932,263	3rd/07
Police Substation - Southwest - Design and Renovation	Police Facilities	Public Safety and Homeland Security	Citywide	03 Bond Program	119,393	0	119,393	1,060,653	0	1,180,046	3rd/08
Polk Wisdom Branch Library - HVAC Replacement	Major Maintenance - Neighborhood Quality	Neighborhood Quality	Citywide	Capital Construction	245,000	0	245,000	0	0	245,000	3rd/06
Polk Wisdom Branch Library Asbestos Abatement Building	Major Maintenance - Neighborhood Quality	Neighborhood Quality	Citywide	Capital Construction	279,000	93,880	185,120	0	0	279,000	4th/07
Prairie Creek Branch Library (New)	Library Facilities	Neighborhood Quality	Citywide	03 Bond Program	1,098,428	0	1,098,428	5,506,251	0	6,604,679	2nd/08

CITY FACILITIES CAPITAL IMPROVEMENTS

Project	Service	Key Focus Area	Council District	Funding Source	Budget as of 06/30/06	Spent or Committed 06/30/06	Remaining as of 06/30/06	FY2006-07 Adopted	FY2007-08 Estimated	Total Estimated Cost	In Service Date
Public Art Administration - Animal Control Facilities	Public Art	Neighborhood Quality	Citywide	98 Bond Program	9,450	9,450	0	0	0	9,450	Various
Public Art Administration - Animal Control Facilities	Public Art	Neighborhood Quality	Citywide	03 Bond Program	35,840	16,908	18,932	0	0	35,840	Various
Public Art Administration - City Facilities	Public Art	Neighborhood Quality	Citywide	95 Bond Program	5,460	3,609	1,851	0	0	5,460	Various
Public Art Administration - City Facilities	Public Art	Neighborhood Quality	Citywide	98 Bond Program	55,980	0	55,980	0	0	55,980	Various
Public Art Administration - Fire Protection Facilities	Public Art	Neighborhood Quality	Citywide	95 Bond Program	4,980	0	4,980	0	0	4,980	Various
Public Art Administration - Fire Protection Facilities	Public Art	Neighborhood Quality	Citywide	98 Bond Program	8,745	0	8,745	0	0	8,745	Various
Public Art Administration - Fire Station Facilities	Public Art	Neighborhood Quality	Citywide	03 Bond Program	26,100	4,083	22,017	16,358	0	42,458	Various
Public Art Administration - Homeless Assistance Facilities	Public Art	Neighborhood Quality	Citywide	03 Bond Program	3,000	0	3,000	0	0	3,000	Various
Public Art Administration - Latino Cultural Center Project	Public Art	Neighborhood Quality	Citywide	95 Bond Program	9,400	9,273	127	0	0	9,400	Various
Public Art Administration - Library Facilities	Public Art	Neighborhood Quality	Citywide	03 Bond Program	64,603	42,794	21,809	29,845	0	94,448	Various
Public Art Administration - Library Facilities	Public Art	Neighborhood Quality	Citywide	98 Bond Program	13,950	13,405	545	0	0	13,950	Various
Public Art Administration - Northwest Service Center	Public Art	Neighborhood Quality	Citywide	03 Bond Program	80,000	80,000	0	0	0	80,000	Various
Public Art Administration - Police Department Facilities	Public Art	Neighborhood Quality	Citywide	03 Bond Program	30,715	18,046	12,669	8,435	0	39,150	Various

CITY FACILITIES CAPITAL IMPROVEMENTS

Project	Service	Key Focus Area	Council District	Funding Source	Budget as of 06/30/06	Spent or Committed 06/30/06	Remaining as of 06/30/06	FY2006-07 Adopted	FY2007-08 Estimated	Total Estimated Cost	In Service Date
Public Art Administration - Police Headquarters	Public Art	Neighborhood Quality	Citywide	95 Bond Program	15,000	15,000	0	0	0	15,000	Various
Public Art Projects - Animal Control Facilities	Public Art	Neighborhood Quality	Citywide	98 Bond Program	37,800	37,800	0	0	0	37,800	Various
Public Art Projects - Animal Control Facilities	Public Art	Neighborhood Quality	Citywide	03 Bond Program	133,831	0	133,831	0	0	133,831	Various
Public Art Projects - City Facilities	Public Art	Neighborhood Quality	Citywide	98 Bond Program	283,920	0	283,920	0	0	283,920	Various
Public Art Projects - City Facilities	Public Art	Neighborhood Quality	Citywide	95 Bond Program	21,840	21,840	0	0	0	21,840	Various
Public Art Projects - Fire Protection Facilities	Public Art	Neighborhood Quality	Citywide	95 Bond Program	19,920	0	19,920	0	0	19,920	Various
Public Art Projects - Fire Protection Facilities	Public Art	Neighborhood Quality	Citywide	98 Bond Program	34,980	0	34,980	0	0	34,980	Various
Public Art Projects - Fire Station Facilities	Public Art	Neighborhood Quality	Citywide	03 Bond Program	104,396	69,819	34,577	61,696	0	166,092	Various
Public Art Projects - Homeless Assistance Facilities	Public Art	Neighborhood Quality	Citywide	03 Bond Program	22,000	0	22,000	0	0	22,000	Various
Public Art Projects - Latino Cultural Center Project	Public Art	Neighborhood Quality	Citywide	95 Bond Program	37,600	37,518	82	0	0	37,600	Various
Public Art Projects - Library Facilities	Public Art	Neighborhood Quality	Citywide	03 Bond Program	259,557	87,791	171,767	119,381	0	378,938	Various
Public Art Projects - Library Facilities	Public Art	Neighborhood Quality	Citywide	98 Bond Program	70,050	69,982	68	0	0	70,050	Various
Public Art Projects - Northwest Service Center	Public Art	Neighborhood Quality	Citywide	03 Bond Program	20,000	17,643	2,357	0	0	20,000	Various

CITY FACILITIES CAPITAL IMPROVEMENTS

Project	Service	Key Focus Area	Council District	Funding Source	Budget as of 06/30/06	Spent or Committed 06/30/06	Remaining as of 06/30/06	FY2006-07 Adopted	FY2007-08 Estimated	Total Estimated Cost	In Service Date
Public Art Projects - Police Department Facilities	Public Art	Neighborhood Quality	Citywide	03 Bond Program	125,856	3,112	122,744	33,740	0	159,596	Various
Public Art Projects - Police Headquarters	Public Art	Neighborhood Quality	Citywide	98 Bond Program	647,350	634,389	12,961	0	0	647,350	Various
Public Art Projects - Police Headquarters	Public Art	Neighborhood Quality	Citywide	95 Bond Program	60,000	60,000	0	0	0	60,000	Various
Skillman Southwestern Branch Library - Rebuild Exterior Wall Panel Joints	Major Maintenance - Neighborhood Quality	Neighborhood Quality	Citywide	Capital Construction	0	0	0	27,940	0	27,940	N/A
Skyline Branch Library - Install New Expansion Joints	Major Maintenance - Neighborhood Quality	Neighborhood Quality	Citywide	Capital Construction	0	0	0	51,464	0	51,464	N/A
Southwest Service Center Garage - Replace Overhead Doors and Operators	Major Maintenance - Staff Accountability	Staff Accountability	Citywide	Capital Construction	0	0	0	22,499	0	22,499	N/A
Timberglen Branch Library (New) - Construction	Library Facilities	Neighborhood Quality	Citywide	03 Bond Program	5,462,318	3,650,204	1,812,114	0	0	5,462,318	3rd/06
Timberglen Branch Library (New) - Design	Library Facilities	Neighborhood Quality	Citywide	03 Bond Program	603,555	470,072	133,483	0	0	603,555	N/A
Traffic Control Office - Replace Carpet	Major Maintenance - Staff Accountability	Staff Accountability	Citywide	Capital Construction	0	0	0	25,000	0	25,000	N/A
Transfer to the Debt Service Fund - Animal Control Facilities	Professional Services and Debt Issuance	Staff Accountability	Citywide	03 Bond Program	0	0	0	75,000	0	75,000	N/A
Transfer to the Debt Service Fund - Animal Control Facilities	Professional Services and Debt Issuance	Staff Accountability	Citywide	98 Bond Program	0	0	0	50,000	0	50,000	N/A
Transfer to the Debt Service Fund - Fire Facilities	Professional Services and Debt Issuance	Staff Accountability	Citywide	03 Bond Program	0	0	0	400,000	0	400,000	N/A
Transfer to the Debt Service Fund - Homeless Assistance Facilities	Professional Services and Debt Issuance	Staff Accountability	Citywide	03 Bond Program	0	0	0	50,000	0	50,000	N/A

CITY FACILITIES CAPITAL IMPROVEMENTS

Project	Service	Key Focus Area	Council District	Funding Source	Budget as of 06/30/06	Spent or Committed 06/30/06	Remaining as of 06/30/06	FY2006-07 Adopted	FY2007-08 Estimated	Total Estimated Cost	In Service Date
Transfer to the Debt Service Fund - Homeless Assistance Facilities	Professional Services and Debt Issuance	Staff Accountability	Citywide	05 Homeless Proposition Bond Funds	0	0	0	55,000	0	55,000	N/A
Transfer to the Debt Service Fund - Library Facilities	Professional Services and Debt Issuance	Staff Accountability	Citywide	03 Bond Program	0	0	0	450,000	0	450,000	N/A
TXU Reserve Transfer to General Fund	Professional Services and Debt Issuance	Staff Accountability	Citywide	TXU Reserve	0	0	0	550,000	0	550,000	N/A
Walnut Hill Branch Library - Replacement	Library Facilities	Neighborhood Quality	Citywide	03 Bond Program	7,752,740	495,916	7,256,824	0	0	7,752,740	1st/08
West Dallas Multipurpose Center - Floor Replacement	Major Maintenance - Staff Accountability	Staff Accountability	Citywide	Capital Construction	0	0	0	45,784	0	45,784	4th/07
West Dallas Multipurpose Center - Replace Pole Lighting	Major Maintenance - Staff Accountability	Staff Accountability	Citywide	Capital Construction	0	0	0	130,810	0	130,810	N/A
White Rock Branch Library Land Acquisition	Library Facilities	Neighborhood Quality	Citywide	03 Bond Program	0	0	0	600,000	0	600,000	1st/08
Total City Facilities Capital Improvements					\$238,327,504	\$143,660,269	\$94,667,235	\$41,277,640	\$0	\$279,605,144	

CONVENTION AND EVENT SERVICES FACILITIES IMPROVEMENTS

MISSION

The Department of Convention and Event Services is directed towards: (1) renovating, maintaining, and preserving existing facilities, (2) replacing equipment that enhances operational efficiency and occupant safety, and (3) expanding Convention Center facilities to ensure adequate space necessary to attract new visitors and citizens to the facility. A variety of convention and event facilities are available to citizens of and visitors to Dallas, including Dallas Convention Center, Reunion Arena, Dallas Farmers Market, and Union Station Transportation Hub.

HIGHLIGHTED ACCOMPLISHMENTS FOR FY2005-06

1. Completed storm water and sanitary sewer modifications to the Farmers Market's waste management area.
2. Awarded contract for repair the elevators in Union Station.
3. Completed the study Phase I of Farmers Market Shed II HVAC, plumbing and electrical improvements.
4. Awarded the facilities energy savings project for the Convention Center.

HIGHLIGHTED OBJECTIVES FOR FY2006-07

1. Award construction contract for the fire alarm system at the Convention Center.
2. Award construction contract for Farmer's Market Shed #2.
3. Complete the design Phase I of Farmers Market Shed II HVAC, plumbing, and electrical improvements.
4. Implement the facilities energy savings project for the Convention Center.
5. Study the structural repair/capital improvement needs at Union Station.

OPERATING & MAINTENANCE COST

Upon completion, certain capital improvement projects will have on-going costs associated with operating and maintaining the new facility, improvement or expansion. These costs will be considered when developing the Convention and Event Services Department's operating budget.

SERVICE DESCRIPTIONS

Convention Center Improvements Projects include award construction contract on fire alarm system upgrade 'A' building, implement the facilities energy savings project, and parking lot landscaping. Addition projects list include emergency paging system for the facility, repair storm drain at arena, interior furniture for public area, outdoor trash receptacles, and replace hydraulic air walls with new manual operable air walls in 'A' & 'C' meeting rooms.

Farmers Market Improvements Projects include Farmers Market Shed II renovation and capital improvement on study, design, and reward construction contract for phase I upgrading utilities at Shed II HVAC, plumbing, and electrical improvements. Additional projects include renovating Shed II to accommodate approx. 10,000 sq. ft. of restaurant/dining space, removing the truck docks at Shed IV and add parking spaces to lot C, design seasonal vendor space between Shed II and Shed III, demolish the existing food kiosk.

Public Art Includes the public art initiatives throughout the City of Dallas. Funds generated by Public Art appropriations are used for the design services of artists, for the selection, acquisition, commissioning and display of artworks and for administration of the public art projects.

Professional Services and Debt Issuance Provides funding for certain costs associated with capital improvement projects. These costs include studies long-range plans, and reimbursements to the General Fund for professional staff services such as design, survey, and engineering.

Reunion Arena Renovations Continuing completed maintenance and renovations at Reunion Arena. Addition projects list include security system, concession stand millwork, A/V equipment, and install, test and certify new fire alarm panel.

Union Station Renovations These projects include the masonry wall cleaning & repairs, Granite cleaning and repairs, plaster repairs, terra cotta cleaning repairs, steel window restoration (excludes abatement) north canopy restoration, terrace/Loggia waterproofing, roof replacement, and improvement and upgrading HVAC, electrical and plumbing system at Union Station.

CONVENTION AND EVENT SERVICES FACILITIES IMPROVEMENTS

<u>Source of Funds</u>	<u>Budget as of 06-30-06</u>	<u>Spent or Committed 06-30-06</u>	<u>Remaining as of 06-30-06</u>	<u>FY2006-07 Adopted</u>	<u>FY2007-08 Estimated</u>	<u>Total Estimated Cost</u>
2003 General Obligation Bonds	3,200,000	451,626	2,748,374	39,855	0	3,239,855
Asbestos Abatement Funds	933,409	813,168	120,241	0	0	933,409
Capital Construction Convention Center	20,003,186	17,648,871	2,354,315	0	0	20,003,186
Total	\$24,136,595	\$18,913,665	\$5,222,930	\$39,855	\$0	\$24,176,450

CONVENTION AND EVENT SERVICES FACILITIES IMPROVEMENTS

<u>Use of Funds</u>	<u>Budget as of 06-30-06</u>	<u>Spent or Committed 06-30-06</u>	<u>Remaining as of 06-30-06</u>	<u>FY2006-07 Adopted</u>	<u>FY2007-08 Estimated</u>	<u>Total Estimated Cost</u>
Convention Center Improvements	16,587,667	15,743,324	844,343	0	0	16,587,667
Farmers Market Improvements	3,547,773	708,431	2,839,342	0	0	3,547,773
Professional Services and Debt Issuance	0	0	0	39,855	0	39,855
Public Art	45,600	0	45,600	0	0	45,600
Reunion Arena Renovations	955,555	473,162	482,393	0	0	955,555
Union Station Renovations	3,000,000	1,988,748	1,011,252	0	0	3,000,000
Total	\$24,136,595	\$18,913,665	\$5,222,930	\$39,855	\$0	\$24,176,450

CONVENTION AND EVENT SERVICES FACILITIES IMPROVEMENTS

Project	Service	Key Focus Area	Council District	Funding Source	Budget as of 06/30/06	Spent or Committed 06/30/06	Remaining as of 06/30/06	FY2006-07 Adopted	FY2007-08 Estimated	Total Estimated Cost	In Service Date
Asbestos Abatement	Convention Center Improvements	Economic Development	Citywide	Asbestos Abatement	933,409	813,168	120,241	0	0	933,409	N/A
CIP Engineering - Farmers Market	Professional Services and Debt Issuance	Staff Accountability	Citywide	03 Bond Program	0	0	0	14,855	0	14,855	N/A
Farmers Market Improvements	Farmers Market Improvements	Economic Development	Citywide	Capital Construction	93,373	88,333	5,040	0	0	93,373	Various
Farmers Market Shed No. 2 - Renovations	Farmers Market Improvements	Economic Development	Citywide	03 Bond Program	3,154,400	451,626	2,702,774	0	0	3,154,400	1st/08
Farmers Market Shed No. 3 - Construction	Farmers Market Improvements	Economic Development	Citywide	Capital Construction	300,000	168,472	131,528	0	0	300,000	Various
Parking Lot Landscaping	Convention Center Improvements	Economic Development	Citywide	Capital Construction	60,000	0	60,000	0	0	60,000	Various
Public Art Administration - Farmers Market Improvements	Public Art	Neighborhood Quality	Citywide	03 Bond Program	9,120	0	9,120	0	0	9,120	Various
Public Art Projects - Farmers Market Improvements	Public Art	Neighborhood Quality	Citywide	03 Bond Program	36,480	0	36,480	0	0	36,480	Various
Retrofit and Equipment	Convention Center Improvements	Economic Development	Citywide	Capital Construction	15,594,258	14,930,156	664,102	0	0	15,594,258	2nd/03
Reunion Arena Capital Improvements	Reunion Arena Renovations	Economic Development	Citywide	Capital Construction	955,555	473,162	482,393	0	0	955,555	Various
Transfer to the Debt Service Fund - Farmers Market	Professional Services and Debt Issuance	Staff Accountability	Citywide	03 Bond Program	0	0	0	25,000	0	25,000	N/A
Union Station Renovation	Union Station Renovations	Economic Development	Citywide	Capital Construction	3,000,000	1,988,748	1,011,252	0	0	3,000,000	Various
Total Convention and Event Services Facilities Improvements					\$24,136,595	\$18,913,665	\$5,222,930	\$39,855	\$0	\$24,176,450	

CULTURAL FACILITIES CAPITAL IMPROVEMENTS

MISSION

This program provides funding for site acquisition, design, construction and/or renovation of the City's cultural facilities including WRR 101.1FM. The Major Maintenance portion of this program is to contribute towards protecting the City's \$2.3 billion dollar investment in existing facilities, to ensure safe and usable facilities, and to provide a higher level of service to citizens. The program uses the strategic Cultural Facilities Master Plan to direct effective and efficient utilization of existing facilities, develop a plan for investment in the existing facilities and funding for any new facilities, as well as Public Arts. Private funding participation, consistent with the Cultural Arts policy, is required for this program.

This is accomplished through repair and improvements to existing City facilities and when needed, the construction of new facilities. Strategic planning is conducted to evaluate existing City facilities for recommended future renovation, expansion or replacement.

HIGHLIGHTED ACCOMPLISHMENTS FOR FY2005-06

1. Awarded development design agreement with Dallas Center for the Performing Arts for the Arts District projects and the Dallas Black Theater.
2. Awarded design contract for the Oak Cliff Arts Incubator/Cultural Center.
3. Completed schematic design of Latino Cultural Center Phase II.
4. Completed development agreement with Old City Park for site infrastructure improvements.
5. Executed lease agreement with Dallas Black Dance Theater in renovated Moorland YMCA Building.
6. Completed pre-design of the City Performance Hall.
7. Awarded contracts for energy conservation performance contracting at Dallas Museum of Art, and technical improvements at the Meyerson Symphony Center.
8. Awarded construction contract for the Majestic Theatre Exit Stair Replacement.

9. Construction and renovation is underway at the South Dallas Cultural Center.
10. Completed fabrication and installation of public art projects for West Love Field and Hampton/Illinois Branch Libraries, Fire Station #38 (E. Illinois at Bonnie View) , Fireside Recreation Center, Sammons Center for the Arts and Water Utilities Residency.
11. Selected and contracted with artists for public arts projects at Kidd Springs Park, Lakewood Park, Walnut Hill and Casa View Branch Libraries, Fire Station #35 (Walnut Hill Ln. at Mixon), and the Homeless Assistance Center.
12. Distributed a DVD on Dallas Public Art to appropriate agencies and media.
13. Completed transition to digital broadcasting, including build out of tower facility for WRR and review facility expansion options.
14. Completed roof replacements at the Dallas Museum of Art.

HIGHLIGHTED OBJECTIVES FOR FY2006-07

1. Complete construction and renovation of South Dallas Cultural Center.
2. Complete construction of the exit stair replacement at the Majestic Theater.
3. Complete contracts for technical improvements at the Meyerson Symphony Center.

OPERATING & MAINTENANCE COST

Upon completion, certain capital improvement projects will have on-going costs associated with operating and maintaining the new facilities, facility improvements or expansions. No additional operating and maintenance costs have been identified at this time.

CULTURAL FACILITIES CAPITAL IMPROVEMENTS

SERVICE DESCRIPTIONS

Cultural Facilities Site acquisition, design, construction and/or renovation of the City's cultural facilities.

Major Maintenance Repair and replacement of major building systems that typically cost more than \$10,000 to provide timely and appropriate maintenance to protect the City's general fund facility investment. This process ensures safe and usable facilities for citizens and staff, and maintains a positive image for the City. Examples of building systems include elevators, structural components, roofs, HVAC, electrical, plumbing, and interior finishes.

Municipal Radio Improvements Projects include the procurement of digital broadcast tower equipment for a 100,000 Kw FM radio transmitter; the construction of a new broadcast facility or renovation of existing broadcast facility, including building security and production studio improvements.

Performing Arts Theater Planning and designing a performing arts theater and constructing related site improvements within the Downtown Arts District, including the acquisition of land, relocation of utilities, and infrastructure improvements.

Professional Services and Debt Issuance Provides funding for certain costs associated with capital improvement projects. These costs include studies and long-range plans, debt issuance costs, and reimbursements to the General Fund for professional staff services such as design, survey, land acquisition fees and engineering. Debt issuance and CIP engineering costs are paid from the interest earned on bond proceeds. These costs may also include transfers to the General Fund and/or the Debt Service Fund.

Public Art Includes the public art initiatives throughout the City of Dallas. Funds generated by Public Art appropriations are used for the design services of artists, for the selection, acquisition, commissioning and display of artworks and for administration of the public art projects.

CULTURAL FACILITIES CAPITAL IMPROVEMENTS

<u>Source of Funds</u>	<u>Budget as of 06-30-06</u>	<u>Spent or Committed 06-30-06</u>	<u>Remaining as of 06-30-06</u>	<u>FY2006-07 Adopted</u>	<u>FY2007-08 Estimated</u>	<u>Total Estimated Cost</u>
1998 General Obligation Bonds	10,000,000	9,678,646	321,354	0	0	10,000,000
2003 General Obligation Bonds	9,294,404	2,154,049	7,140,355	20,041,892	0	29,336,296
Capital Construction	1,458,926	356,058	1,102,868	142,000	0	1,600,926
Capital Construction - Municipal Radio	2,320,657	1,569,791	750,866	244,000	0	2,564,657
Dallas Center for the Performing Arts - Advance	2,189,887	1,989,887	200,000	0	0	2,189,887
General Capital Reserve	144,829	76,064	68,765	0	0	144,829
Total	\$25,408,703	\$15,824,495	\$9,584,208	\$20,427,892	\$0	\$45,836,595

CULTURAL FACILITIES CAPITAL IMPROVEMENTS

<u>Use of Funds</u>	<u>Budget as of 06-30-06</u>	<u>Spent or Committed 06-30-06</u>	<u>Remaining as of 06-30-06</u>	<u>FY2006-07 Adopted</u>	<u>FY2007-08 Estimated</u>	<u>Total Estimated Cost</u>
Cultural Facilities	18,087,303	11,390,352	6,696,951	10,631,650	0	28,718,953
Major Maintenance - Staff Accountability	493,005	395,719	97,286	0	0	493,005
Municipal Radio Improvements	2,320,657	1,569,791	750,866	244,000	0	2,564,657
Performing Arts Theater	4,429,013	2,439,914	1,989,099	8,936,539	0	13,365,552
Professional Services and Debt Issuance	0	0	0	416,296	0	416,296
Public Art	78,725	28,719	50,006	199,407	0	278,132
Total	\$25,408,703	\$15,824,495	\$9,584,208	\$20,427,892	\$0	\$45,836,595

CULTURAL FACILITIES CAPITAL IMPROVEMENTS

Project	Service	Key Focus Area	Council District	Funding Source	Budget as of 06/30/06	Spent or Committed 06/30/06	Remaining as of 06/30/06	FY2006-07 Adopted	FY2007-08 Estimated	Total Estimated Cost	In Service Date
Arts District Improvements - Land Acquisition	Cultural Facilities	Neighborhood Quality	Citywide	98 Bond Program	9,625,000	9,303,646	321,354	0	0	9,625,000	N/A
Arts Incubator	Cultural Facilities	Neighborhood Quality	Citywide	03 Bond Program	187,754	0	187,754	0	0	187,754	2nd/08
Bond Sale Expense - Arts Theater	Professional Services and Debt Issuance	Staff Accountability	Citywide	03 Bond Program	0	0	0	23,473	0	23,473	N/A
Bond Sale Expense - Cultural Arts	Professional Services and Debt Issuance	Staff Accountability	Citywide	03 Bond Program	0	0	0	27,691	0	27,691	N/A
CIP Engineering - Art Theater	Professional Services and Debt Issuance	Staff Accountability	Citywide	03 Bond Program	0	0	0	160,440	0	160,440	N/A
CIP Engineering - Cultural Arts Facilities	Professional Services and Debt Issuance	Staff Accountability	Citywide	03 Bond Program	0	0	0	29,692	0	29,692	N/A
Dallas Artist Square	Cultural Facilities	Neighborhood Quality	Citywide	03 Bond Program	0	0	0	8,663,119	0	8,663,119	1st/11
Dallas Black Dance Theater Center	Cultural Facilities	Neighborhood Quality	Citywide	03 Bond Program	3,222,360	11,800	3,210,560	0	0	3,222,360	4th/08
Dallas Center for the Performing Arts - Phase I - Design	Performing Arts Theater	Neighborhood Quality	Citywide	03 Bond Program	2,239,126	450,027	1,789,099	0	0	2,239,126	N/A
Dallas Center for the Performing Arts - Phase I - Utility Adjustment	Performing Arts Theater	Neighborhood Quality	Citywide	03 Bond Program	0	0	0	8,936,539	0	8,936,539	1st/11
Dallas Museum of Art - Roof Replacement	Major Maintenance - Staff Accountability	Staff Accountability	Citywide	Capital Construction	12,176	800	11,376	0	0	12,176	4th/06
Dallas Museum of Art - Roof Replacement	Major Maintenance - Staff Accountability	Staff Accountability	Citywide	General Capital Reserve	144,829	76,064	68,765	0	0	144,829	4th/06
Dallas Museum of Art - Water Remediation Infiltration	Major Maintenance - Staff Accountability	Staff Accountability	Citywide	Capital Construction	336,000	318,855	17,145	0	0	336,000	4th/06

CULTURAL FACILITIES CAPITAL IMPROVEMENTS

Project	Service	Key Focus Area	Council District	Funding Source	Budget as of 06/30/06	Spent or Committed 06/30/06	Remaining as of 06/30/06	FY2006-07 Adopted	FY2007-08 Estimated	Total Estimated Cost	In Service Date
Dallas Museum of Art Performance Center	Cultural Facilities	Neighborhood Quality	Citywide	Capital Construction	160,000	0	160,000	0	0	160,000	2nd/06
Dallas Theater Art Center - Abate Fire Curtain	Cultural Facilities	Neighborhood Quality	Citywide	Capital Construction	0	0	0	16,000	0	16,000	N/A
Latino Cultural Center Phase II (Design)	Cultural Facilities	Neighborhood Quality	Citywide	03 Bond Program	330,000	0	330,000	538,006	0	868,006	N/A
Majestic Theater Center - Fire Exit Stairs Replacement	Cultural Facilities	Neighborhood Quality	Citywide	Capital Construction	757,750	36,403	721,347	0	0	757,750	4th/07
Majestic Theater Center - Replace Carpet and Paint Interior 5th Floor	Cultural Facilities	Neighborhood Quality	Citywide	Capital Construction	0	0	0	126,000	0	126,000	N/A
Meyerson Symphony Center - Acoustic Panel Repair and Fabric Replacement	Cultural Facilities	Neighborhood Quality	Citywide	Capital Construction	193,000	0	193,000	0	0	193,000	4th/06
Municipal Radio Station Improvements and Equipment	Municipal Radio Improvements	Economic Development	Citywide	Capital Construction	2,320,657	1,569,791	750,866	244,000	0	2,564,657	4th/05
Oak Cliff Arts Incubator/Cultural Center	Cultural Facilities	Neighborhood Quality	Citywide	03 Bond Program	1,075,000	31,637	1,043,363	800,000	0	1,875,000	1st/08
Oak Cliff Arts Incubator/Cultural Center	Cultural Facilities	Neighborhood Quality	Citywide	98 Bond Program	375,000	375,000	0	0	0	375,000	1st/08
Old City Park	Cultural Facilities	Neighborhood Quality	Citywide	03 Bond Program	498,500	0	498,500	488,525	0	987,025	N/A
Performing Arts Theater Advance Fund	Performing Arts Theater	Neighborhood Quality	Citywide	Advance	2,189,887	1,989,887	200,000	0	0	2,189,887	1st/07
Public Art Administration - Cultural Arts Facilities	Public Art	Neighborhood Quality	Citywide	03 Bond Program	13,688	0	13,688	26,375	0	40,063	Various
Public Art Administration - Performing Arts Theater	Public Art	Neighborhood Quality	Citywide	03 Bond Program	2,290	0	2,290	13,506	0	15,796	Various

CULTURAL FACILITIES CAPITAL IMPROVEMENTS

Project	Service	Key Focus Area	Council District	Funding Source	Budget as of 06/30/06	Spent or Committed 06/30/06	Remaining as of 06/30/06	FY2006-07 Adopted	FY2007-08 Estimated	Total Estimated Cost	In Service Date
Public Art Projects - Cultural Arts Facilities	Public Art	Neighborhood Quality	Citywide	03 Bond Program	53,233	28,719	24,514	105,501	0	158,734	Various
Public Art Projects - Performing Arts Theater	Public Art	Neighborhood Quality	Citywide	03 Bond Program	9,514	0	9,514	54,025	0	63,539	Various
South Dallas Cultural Center Renovation	Cultural Facilities	Neighborhood Quality	Citywide	03 Bond Program	1,662,939	1,631,866	31,073	0	0	1,662,939	1st/07
Transfer to the Debt Service Fund - Cultural Facilities	Professional Services and Debt Issuance	Staff Accountability	Citywide	03 Bond Program	0	0	0	175,000	0	175,000	N/A
Total Cultural Facilities Capital Improvements					\$25,408,703	\$15,824,495	\$9,584,208	\$20,427,892	\$0	\$45,836,595	

ECONOMIC DEVELOPMENT PROGRAMS AND INITIATIVES

MISSION

The Economic Development Capital Improvement Program assists the creation of an adaptive and resilient economy by promoting job growth and increasing the tax base. Bond program projects include infrastructure improvements to protect the existing public and private assets, balance growth in all areas of the City and adjust historical disparities in development and facilities. The Public/Private Partnership program facilitates private development by providing infrastructure cost participation, development fee rebates and right-of-way abandonment fee rebates as well as other forms of assistance. The projects for the new tax increment financing districts (TIFs), in which the City participates, provide funding for public improvements within the boundaries of the TIF.

HIGHLIGHTED ACCOMPLISHMENTS FOR FY2005-06

1. Created two new Tax Increment Financing (TIF) Districts (Skillman Corridor and Grand Park South) and renewing two Public Improvement Districts (PIDs).
2. Created and staffed boards for the Vickery Meadow, Southwestern Medical, Downtown Connection, Design District and Deep Ellum TIF Districts. Negotiating initial redevelopment deals for each district designed to result in a minimum new investment of \$15 million in each area and related capital improvements within three years.
3. Designed remaining capital improvements in the State-Thomas TIF District for construction in FY 2006-07.
4. Used Public/Private funding for public infrastructure supporting \$53.8 million in new private investment commitments in Southern Dallas.

HIGHLIGHTED OBJECTIVES FOR FY2006-07

1. Complete TIF District plans and create and staff boards for Grand Park South (GPS) and Skillman Corridor (SC) TIF Districts.
2. Continue to utilize Public/Private funds for infrastructure improvements supporting private commercial development in Southern Dallas.

OPERATING & MAINTENANCE COST

Upon completion, certain capital improvement projects will have on-going costs associated with operating and maintaining the new facility, improvement or expansion. At this time, no additional operating and maintenance costs have been identified in the Economic Development Capital Program.

SERVICE DESCRIPTIONS

Cedars Tax Increment Financing District Initiated in 1992, the Cedars Tax Increment Financing District provides infrastructure improvements in the Cedars area. The TIF will expire in 2012.

City Center Tax Increment Financing District Initiated in 1996, the City Center Tax Increment Financing District provides a long-term program to replace and upgrade the area's infrastructure and create a vibrant downtown core district. The intent of the program is to improve the economics for developing residential investment in the downtown core and executing a destination retail district that serves downtown residents and visitors. The TIF will expire in 2012.

Cityplace Tax Increment Financing District Initiated in 1992, the Cityplace Tax Increment Financing District consists of a program of public improvements intended to stimulate new private investment in the Cityplace neighborhood over a 20-year period. Projects such as Target, West Village, and several apartment communities make the Cityplace TIF District a model redevelopment area. The TIF will expire in 2012.

Downtown Connection Tax Increment Financing District Initiated in 2005, the Downtown Connection Tax Increment Financing District provides infrastructure improvements in the Downtown Connection area. The TIF will expire in 2035.

Economic and Business Development Street, utility and other infrastructure improvements in furtherance of economic and business development in the Southern area of the City.

ECONOMIC DEVELOPMENT PROGRAMS AND INITIATIVES

Farmers Market Tax Increment Financing District Initiated in 1998, the Farmers Market Tax Increment Financing District has been instrumental in stimulating private investment and leasing demand in the Farmers Market area. The TIF will expire in 2013.

Oak Cliff Gateway Tax Increment Financing District Initiated in 1992, the Oak Cliff Gateway Tax Increment Financing District has worked for the promotion of the redevelopment, stabilization, and growth of the Oak Cliff Gateway TIF District area. TIF District funding was an important part of the financing for the JPI Kessler apartment community. The TIF will expire in 2012.

Professional Services and Debt Issuance Provides funding for certain costs associated with capital improvement projects. These costs include studies and long-range plans, debt issuance costs, and reimbursements to the General Fund for professional staff services such as design, survey, land acquisition fees and engineering.

Public Private Partnership Provides a funding source for qualified business related projects to facilitate private investment and job creation in the City of Dallas. Funds are primarily targeted for business development projects occurring in Southern Dallas and the City's Enterprise Zones. Eligible expenditures include infrastructure cost participation for improvements made within public easements/rights-of-way, rebates of development fees charged in the regulation of land development and building construction, rebates and/or credits for right-of-way abandonment and the provision of loans and grants to certain qualifying projects.

Sports Arena Tax Increment Financing District Initiated in 1998, the Sports Arena Tax Increment Financing District is expected to stimulate development and redevelopment that would not otherwise occur solely through private investment in the area of Dallas. The TIF will expire in 2018.

State-Thomas Tax Increment Financing District Initiated in 1989, the State-Thomas Tax Increment Financing District was the first to be created. The district has been successful at utilizing TIF funded public infrastructure improvements to attract and enable private sector development. Development, which has occurred in the State-Thomas TIF District, has had a substantial impact on the surrounding community. All increment revenue has been paid by the participating jurisdictions.

ECONOMIC DEVELOPMENT PROGRAMS AND INITIATIVES

<u>Source of Funds</u>	<u>Budget as of 06-30-06</u>	<u>Spent or Committed 06-30-06</u>	<u>Remaining as of 06-30-06</u>	<u>FY2006-07 Adopted</u>	<u>FY2007-08 Estimated</u>	<u>Total Estimated Cost</u>
1998 General Obligation Bonds	15,300,000	12,124,097	3,175,903	0	0	15,300,000
2000 CityPlace TIF Bonds	250,000	215,098	34,902	0	0	250,000
2003 General Obligation Bonds	5,200,000	1,936,397	3,263,603	952,086	0	6,152,086
Cedars Tax Increment	1,487,601	611,869	875,732	254,522	0	1,742,123
City Center Tax Increment	74,677,820	63,298,289	11,379,531	3,172,137	0	77,849,957
Cityplace Tax Increment	23,429,105	14,948,564	8,480,541	5,846,617	0	29,275,722
Downtown Connection Tax Increment	0	0	0	1,529,640	0	1,529,640
Farmer's Market Tax Increment	8,811,643	6,167,199	2,644,444	489,033	0	9,300,676
Oak Cliff Gateway Tax Increment	6,921,705	4,559,475	2,362,230	488,819	0	7,410,524
Public/Private Partnership	17,993,443	14,300,952	3,692,491	4,125,000	0	22,118,443
Sports Arena Tax Increment	3,900,691	2,269,819	1,630,872	2,252,458	0	6,153,149
State-Thomas Tax Increment	31,151,351	19,240,685	11,910,666	75,000	0	31,226,351
Total	\$189,123,359	\$139,672,444	\$49,450,915	\$19,185,312	\$0	\$208,308,671

ECONOMIC DEVELOPMENT PROGRAMS AND INITIATIVES

<u>Use of Funds</u>	<u>Budget as of 06-30-06</u>	<u>Spent or Committed 06-30-06</u>	<u>Remaining as of 06-30-06</u>	<u>FY2006-07 Adopted</u>	<u>FY2007-08 Estimated</u>	<u>Total Estimated Cost</u>
Cedars Tax Increment Financing District	1,487,601	611,869	875,732	254,522	0	1,742,123
City Center Tax Increment Financing District	74,677,820	63,298,289	11,379,531	3,172,137	0	77,849,957
Cityplace Tax Increment Financing District	23,244,534	14,884,404	8,360,130	5,846,617	0	29,091,151
Downtown Connection Tax Increment Financing District	0	0	0	1,529,640	0	1,529,640
Economic and Business Development	5,161,000	1,936,397	3,224,603	794,000	0	5,955,000
Farmers Market Tax Increment Financing District	8,811,643	6,167,199	2,644,444	489,033	0	9,300,676
Oak Cliff Gateway Tax Increment Financing District	6,921,705	4,559,475	2,362,230	488,819	0	7,410,524
Professional Services and Debt Issuance	0	0	0	152,086	0	152,086
Public Art	39,000	0	39,000	6,000	0	45,000
Public Private Partnership	33,293,443	26,425,049	6,868,394	4,125,000	0	37,418,443
Sports Arena Tax Increment Financing District	3,900,691	2,269,819	1,630,872	2,252,458	0	6,153,149
State-Thomas Tax Increment Financing District	31,585,922	19,519,942	12,065,980	75,000	0	31,660,922
Total	\$189,123,359	\$139,672,444	\$49,450,915	\$19,185,312	\$0	\$208,308,671

ECONOMIC DEVELOPMENT PROGRAMS AND INITIATIVES

Project	Service	Key Focus Area	Council District	Funding Source	Budget as of 06/30/06	Spent or Committed 06/30/06	Remaining as of 06/30/06	FY2006-07 Adopted	FY2007-08 Estimated	Total Estimated Cost	In Service Date
1200 Main St. - Redevelopment	City Center Tax Increment Financing District	Economic Development	02, 14	Tax Incr Finance	4,750,000	4,750,000	0	0	0	4,750,000	2nd/07
1500, 1506, 1510 McKee St.	Cedars Tax Increment Financing District	Economic Development	Citywide	Tax Incr Finance	60,350	14,205	46,145	0	0	60,350	2nd/06
1524 Main - Eureka Hotel	City Center Tax Increment Financing District	Economic Development	14	Tax Incr Finance	7,906,404	7,171,477	734,927	0	0	7,906,404	4th/06
1530 Main St. - Façade Improvement	City Center Tax Increment Financing District	Economic Development	14	Tax Incr Finance	4,432,517	4,432,517	0	0	0	4,432,517	4th/06
1600 Main St. - Redevelopment	City Center Tax Increment Financing District	Economic Development	14	Tax Incr Finance	1,555,512	0	1,555,512	0	0	1,555,512	4th/06
Akard St./Young St. to Bryan Streetscape	City Center Tax Increment Financing District	Economic Development	14	Tax Incr Finance	683,557	683,557	0	0	0	683,557	4th/06
Bond Sale Expense - Economic Development	Professional Services and Debt Issuance	Staff Accountability	Citywide	03 Bond Program	0	0	0	2,086	0	2,086	N/A
Buzz Condos	Cedars Tax Increment Financing District	Economic Development	02	Tax Incr Finance	564,462	59,409	505,053	0	0	564,462	4th/06
Cedars TIF Public Improvements	Cedars Tax Increment Financing District	Economic Development	02	Tax Incr Finance	346,206	81,149	265,057	179,522	0	525,728	N/A
Cedars Miscellaneous/Professional Services	Cedars Tax Increment Financing District	Economic Development	02	Tax Incr Finance	127,408	118,754	8,654	0	0	127,408	N/A
Cedars TIF Administration	Cedars Tax Increment Financing District	Economic Development	02	Tax Incr Finance	364,175	313,352	50,823	75,000	0	439,175	N/A
City Center TIF - Administration	City Center Tax Increment Financing District	Economic Development	02,14	Tax Incr Finance	1,892,018	1,560,709	331,309	169,913	0	2,061,931	N/A
City Center TIF - Miscellaneous and Professional Services	City Center Tax Increment Financing District	Economic Development	02,14	Tax Incr Finance	88,422	88,422	0	0	0	88,422	N/A

ECONOMIC DEVELOPMENT PROGRAMS AND INITIATIVES

Project	Service	Key Focus Area	Council District	Funding Source	Budget as of 06/30/06	Spent or Committed 06/30/06	Remaining as of 06/30/06	FY2006-07 Adopted	FY2007-08 Estimated	Total Estimated Cost	In Service Date
City Center TIF - Parking	City Center Tax Increment Financing District	Economic Development	02,14	Tax Incr Finance	12,333,356	12,333,356	0	0	0	12,333,356	2nd/07
City Center TIF - Repayment of Advances	City Center Tax Increment Financing District	Economic Development	02,14	Tax Incr Finance	10,233,009	4,716,660	5,516,349	3,002,224	0	13,235,233	N/A
City Center TIF - Streetscaping	City Center Tax Increment Financing District	Economic Development	02,14	Tax Incr Finance	3,150,030	3,120,986	29,044	0	0	3,150,030	2nd/07
City Center TIF - Tax Increment	City Center Tax Increment Financing District	Economic Development	02,14	Tax Incr Finance	4,377,096	4,373,468	3,628	0	0	4,377,096	N/A
Cityplace TIF - Administration	Cityplace Tax Increment Financing District	Economic Development	02,14	Tax Incr Finance	551,014	519,866	31,148	75,000	0	626,014	N/A
Cityplace TIF - Miscellaneous/Professional Services	Cityplace Tax Increment Financing District	Economic Development	02,14	Tax Incr Finance	200,000	73,500	126,500	0	0	200,000	N/A
Cityplace TIF - Repayment of Advances and Debt Service	Cityplace Tax Increment Financing District	Economic Development	02,14	Tax Incr Finance	21,723,520	13,630,608	8,092,912	5,771,617	0	27,495,137	N/A
Dallas County Courthouse Plaza Improvements	City Center Tax Increment Financing District	Economic Development	02,14	Tax Incr Finance	2,625,000	0	2,625,000	0	0	2,625,000	4th/06
Dallas Eco-Business Park (McCommas)	Public Private Partnership	Economic Development	05	Public Private	2,177,670	1,975,330	202,340	0	0	2,177,670	Various
Downtown Connection TIF - Debt Service Payment	Downtown Connection Tax Increment Financing District	Economic Development	02, 14	Tax Incr Finance	0	0	0	1,529,640	0	1,529,640	4th/07
Economic and Business Development in the Southern Area	Economic and Business Development	Economic Development	Citywide	03 Bond Program	5,161,000	1,936,397	3,224,603	794,000	0	5,955,000	Various
Economic Redevelopment	Public Private Partnership	Economic Development	Citywide	Public Private	3,653,351	3,653,351	0	0	0	3,653,351	Various
Elm Street Fire Corridor	City Center Tax Increment Financing District	Economic Development	14	Tax Incr Finance	198,000	63,000	135,000	0	0	198,000	4th/06

ECONOMIC DEVELOPMENT PROGRAMS AND INITIATIVES

Project	Service	Key Focus Area	Council District	Funding Source	Budget as of 06/30/06	Spent or Committed 06/30/06	Remaining as of 06/30/06	FY2006-07 Adopted	FY2007-08 Estimated	Total Estimated Cost	In Service Date
Farmers Market TIF Administration	Farmers Market Tax Increment Financing District	Economic Development	14	Tax Incr Finance	303,890	205,571	98,319	33,097	0	336,987	N/A
Farmers Market TIF Miscellaneous/Professional Services	Farmers Market Tax Increment Financing District	Economic Development	14	Tax Incr Finance	50,000	0	50,000	0	0	50,000	N/A
Farmers Market TIF Public Improvement	Farmers Market Tax Increment Financing District	Economic Development	14	Tax Incr Finance	1,015,623	0	1,015,623	455,936	0	1,471,559	N/A
Farmers Market Townhomes	Farmers Market Tax Increment Financing District	Economic Development	14	Tax Incr Finance	525,000	322,979	202,021	0	0	525,000	4th/06
Farmers Market Way	Farmers Market Tax Increment Financing District	Economic Development	14	Tax Incr Finance	1,345,734	738,349	607,385	0	0	1,345,734	4th/06
Fidelity Union Life Building - Redevelopment	City Center Tax Increment Financing District	Economic Development	02, 14	Tax Incr Finance	9,000,000	9,000,000	0	0	0	9,000,000	4th/06
Gables at City Place	Cityplace Tax Increment Financing District	Economic Development	02, 14	Tax Incr Finance	450,000	382,496	67,504	0	0	450,000	4th/06
Gables at West Village	State-Thomas Tax Increment Financing District	Economic Development	14	Tax Incr Finance	434,571	279,257	155,314	0	0	434,571	4th/06
Gulf State Building Redevelopment	City Center Tax Increment Financing District	Economic Development	14	Tax Incr Finance	4,757,270	4,757,270	0	0	0	4,757,270	2nd/05
Harlan Building	Farmers Market Tax Increment Financing District	Economic Development	14	Tax Incr Finance	652,396	652,396	0	0	0	652,396	4th/05
Heights Development - Phase V - A (Block 588)	State-Thomas Tax Increment Financing District	Economic Development	14	Tax Incr Finance	1,096,249	1,096,249	0	0	0	1,096,249	4th/04
J W Ray Park Public Improvement	Cityplace Tax Increment Financing District	Economic Development	02,14	Tax Incr Finance	70,000	62,837	7,163	0	0	70,000	4th/06
Katy Trail Public Improvement	Cityplace Tax Increment Financing District	Economic Development	14	Tax Incr Finance	250,000	215,098	34,902	0	0	250,000	4th/06

ECONOMIC DEVELOPMENT PROGRAMS AND INITIATIVES

Project	Service	Key Focus Area	Council District	Funding Source	Budget as of 06/30/06	Spent or Committed 06/30/06	Remaining as of 06/30/06	FY2006-07 Adopted	FY2007-08 Estimated	Total Estimated Cost	In Service Date
Lake Cliff Tower - Public Improvement	Oak Cliff Gateway Tax Increment Financing District	Economic Development	01, 03	Tax Incr Finance	4,475,175	3,304,373	1,170,802	0	0	4,475,175	4h/07
Miscellaneous Economic Redevelopment Area Wide	Public Private Partnership	Economic Development	Citywide	Public Private	3,343,968	3,343,968	0	0	0	3,343,968	Various
Mountain Creek Industrial Business Park	Public Private Partnership	Economic Development	08	98 Bond Program	7,000,000	5,237,213	1,762,787	0	0	7,000,000	N/A
North/South Linkages	City Center Tax Increment Financing District	Economic Development	02,14	Tax Incr Finance	2,010,629	2,009,759	870	0	0	2,010,629	4th/05
Oak Cliff Gateway Public Improvements	Oak Cliff Gateway Tax Increment Financing District	Economic Development	01,03	Tax Incr Finance	931,517	591,189	340,328	0	0	931,517	N/A
Oak Cliff Gateway TIF Administration	Oak Cliff Gateway Tax Increment Financing District	Economic Development	01,03	Tax Incr Finance	300,490	254,084	46,406	67,310	0	367,800	N/A
Oak Cliff Gateway TIF Increment	Oak Cliff Gateway Tax Increment Financing District	Economic Development	01,03	Tax Incr Finance	134,000	134,000	0	0	0	134,000	N/A
Public Art Administration - Economic Development	Public Art	Neighborhood Quality	Citywide	03 Bond Program	7,800	0	7,800	1,200	0	9,000	Various
Public Art Projects - Economic Development	Public Art	Neighborhood Quality	Citywide	03 Bond Program	31,200	0	31,200	4,800	0	36,000	Various
Public Private Economic Development Infrastructure	Public Private Partnership	Economic Development	Citywide	Public Private	3,548,061	1,190,371	2,357,690	2,721,761	0	6,269,822	N/A
Public Private Infrastructure Cost Participation	Public Private Partnership	Economic Development	Citywide	Public Private	1,612,393	1,612,393	0	0	0	1,612,393	Various
Repayment of Developer Advances	Oak Cliff Gateway Tax Increment Financing District	Economic Development	01,03	Tax Incr Finance	1,080,523	275,829	804,694	421,509	0	1,502,032	N/A
Republic Center Tower	City Center Tax Increment Financing District	Economic Development	14	Tax Incr Finance	4,685,000	4,237,108	447,892	0	0	4,685,000	4th/06

ECONOMIC DEVELOPMENT PROGRAMS AND INITIATIVES

Project	Service	Key Focus Area	Council District	Funding Source	Budget as of 06/30/06	Spent or Committed 06/30/06	Remaining as of 06/30/06	FY2006-07 Adopted	FY2007-08 Estimated	Total Estimated Cost	In Service Date
Retail Recruitment Initiative / Parking Initiative	Public Private Partnership	Economic Development	14	Public Private	2,500,000	1,367,539	1,132,461	1,125,000	0	3,625,000	N/A
Seegar Row Townhomes	Cedars Tax Increment Financing District	Economic Development	02	Tax Incr Finance	25,000	25,000	0	0	0	25,000	4th/06
South Dallas Economic Development Transportation Lobby	Public Private Partnership	Economic Development	Citywide	Public Private	658,000	658,000	0	0	0	658,000	N/A
Southport Business Park	Public Private Partnership	Economic Development	08	98 Bond Program	8,300,000	6,886,885	1,413,115	0	0	8,300,000	N/A
Southwest Center Mall	Public Private Partnership	Economic Development	08	Public Private	500,000	500,000	0	0	0	500,000	4th/06
Sports Arena TIF - Administration	Sports Arena Tax Increment Financing District	Economic Development	02	Tax Incr Finance	277,000	216,820	60,180	30,000	0	307,000	N/A
Sports Arena TIF - Miscellaneous/Professional Services	Sports Arena Tax Increment Financing District	Economic Development	02	Tax Incr Finance	48,000	25,000	23,000	0	0	48,000	N/A
Sports Arena TIF - Repayment of Advances	Sports Arena Tax Increment Financing District	Economic Development	02,14	Tax Incr Finance	2,871,707	1,324,015	1,547,692	0	0	2,871,707	N/A
Sports Arena TIF - Tax Increment	Sports Arena Tax Increment Financing District	Economic Development	02	Tax Incr Finance	703,984	703,984	0	2,222,458	0	2,926,442	N/A
State-Thomas TIF - Repayment of Advances	State-Thomas Tax Increment Financing District	Economic Development	02,14	Tax Incr Finance	20,273,779	15,458,417	4,815,362	0	0	20,273,779	N/A
State-Thomas TIF - Administration	State-Thomas Tax Increment Financing District	Economic Development	14	Tax Incr Finance	481,121	418,597	62,524	75,000	0	556,121	N/A
State-Thomas TIF - Miscellaneous and Professional Services	State-Thomas Tax Increment Financing District	Economic Development	02,14	Tax Incr Finance	114,454	1,635	112,819	0	0	114,454	N/A
State-Thomas TIF - Public Improvements	State-Thomas Tax Increment Financing District	Economic Development	02,14	Tax Incr Finance	7,500,000	670,096	6,829,904	0	0	7,500,000	N/A

ECONOMIC DEVELOPMENT PROGRAMS AND INITIATIVES

Project	Service	Key Focus Area	Council District	Funding Source	Budget as of 06/30/06	Spent or Committed 06/30/06	Remaining as of 06/30/06	FY2006-07 Adopted	FY2007-08 Estimated	Total Estimated Cost	In Service Date
Sundance Row - Block 576	State-Thomas Tax Increment Financing District	Economic Development	14	Tax Incr Finance	697,302	696,922	380	0	0	697,302	N/A
The Parks at Farmers Market	Farmers Market Tax Increment Financing District	Economic Development	14	Tax Incr Finance	4,919,000	4,247,904	671,096	0	0	4,919,000	4th/06
The Westside at State Thomas	State-Thomas Tax Increment Financing District	Economic Development	02, 14	Tax Incr Finance	710,407	655,730	54,677	0	0	710,407	2nd/07
Transfer to South Dallas / Fair Park Redevelopment Fund	Public Private Partnership	Economic Development	Citywide	Public Private	0	0	0	200,000	0	200,000	N/A
Transfer to the Debt Service Fund - Economic Development	Professional Services and Debt Issuance	Staff Accountability	Citywide	03 Bond Program	0	0	0	25,000	0	25,000	N/A
Transfer to the Debt Service Fund - Land Acquisition for the Development of Low and Moderate Income, Owner-Occupied Single Family Homes	Professional Services and Debt Issuance	Staff Accountability	Citywide	03 Bond Program	0	0	0	125,000	0	125,000	N/A
University of North Texas - Dallas Campus	Public Private Partnership	Economic Development	Citywide	Public Private	0	0	0	78,239	0	78,239	N/A
Woodside Plaza	State-Thomas Tax Increment Financing District	Economic Development	02	Tax Incr Finance	278,039	243,039	35,000	0	0	278,039	4th/06
Total Economic Development Programs and Initiatives					\$189,123,359	\$139,672,444	\$49,450,915	\$19,185,312	\$0	\$208,308,671	

EQUIPMENT ACQUISITION

MISSION

This program provides funding for the purchase of capital equipment used in the day-to-day operations of the City.

HIGHLIGHTED ACCOMPLISHMENTS FOR FY2005-06

1. Purchase 321 marked squad replacements, 10 replacement motorcycles, and 28 SUV's to replace marked squads in the canine and tactical units.
2. Purchase 3 replacement Police helicopters.
3. Purchased an asphalt paver to be used by the Street Services Department for pavement repairs.
4. Replaced scheduled fire-fighting apparatus – 2 aerial ladder trucks, 5 fire pumpers, and 6 battalion chief vehicles.
5. Replaced 152 pieces of general fleet.
6. Replaced 36 pieces of sanitation collection and disposal equipment and rebuilt 4 pieces of landfill heavy equipment.
7. Replaced 51 pieces of Water Utilities fleet.
8. Purchased technology related equipment for the 9-1-1 Infrastructure Upgrade required to integrate to the new Computer Aided Dispatch (CAD) system upgrade.
9. Purchased 295 replacement Mobile Data Terminals (MDT) to replace obsolete MDTs in public safety vehicles.
10. Implemented a new security active directory and e-mail system in order to update and enhance the security of the City's computing environment and to update and consolidate the numerous operating systems, messaging and directory service infrastructures throughout the City. Purchased software migration and management tools to accelerate the migration and collapse of multiple directories, in order to provide additional security controls.
11. Began an expansion and replacement of the emergency siren warning system.

12. Began implementation of automated water reading program, Phase I which will improve for the installation of automated meters in Dallas Central Business District.
13. Replaced the 20 year old fire station alerting system with a computer generated voice announcement system.
14. Purchased technology related equipment to automate alerting fire rescue station about incident runs. This technology will be integrated into the new Computer Aided Dispatch (CAD) system.
15. Purchased technology related equipment to upgrade the Motorola Gold Elite Central Electronics Bank radio system used by Public Safety and other city departments. These upgrades extend the life of the City's investment, increase interoperability with regional public safety organizations, and are required to integrate into the new Computer Aided Dispatch (CAD) system.
16. Purchased network devices, IP telephone sets and VoIP servers, in order to support the expansion of IP Phone and PC users at various City Facilities as well as equipment for migration from legacy network VoIP network.

HIGHLIGHTED OBJECTIVES FOR FY2006-07

1. Replace 56 pieces of sanitation collection and disposal equipment and rebuild 2 Caterpillar 836 Compactors.
2. Replace 114 pieces of General Fleet.
3. Purchase 52 police vehicle and 7 motorcycle replacements.
4. Replace scheduled fire-fighting apparatus – 1 aerial ladder truck, 4 pumpers, 6 battalion chief vehicles and 5 booster pumpers.

OPERATING & MAINTENANCE COSTS

Upon completion, certain capital improvement projects will have on-going costs associated with operating and, maintaining the new facility, improvement, or expansion. No additional operating and maintenance costs have been identified at this time.

EQUIPMENT ACQUISITION

SERVICE DESCRIPTIONS

Fleet Replacement This category includes purchases of fleet such as trucks, sedans, vans, dump trucks, backhoes; landfill equipment such as compactors, rotobooms, loaders and bulldozers; and fire emergency apparatus such as pumpers and trucks.

Professional Services and Debt Issuance Provides funding for certain costs associated with capital improvement projects. These costs include studies and long-range plans, debt issuance costs, and reimbursements to the General Fund for professional staff services such as design, survey, land acquisition fees and engineering. Debt issuance and CIP engineering costs are paid from the interest earned on bond proceeds. These costs may also include transfers to the General Fund and/or the Debt Service Fund.

Technology This category includes the purchase of equipment that will enhance or improve the delivery of services to external and internal users through the use of advances in electronic and computer technology. These capital equipment purchases will also bring the City of Dallas to current computer industry standards.

EQUIPMENT ACQUISITION

<u>Source of Funds</u>	<u>Budget as of 06-30-06</u>	<u>Spent or Committed 06-30-06</u>	<u>Remaining as of 06-30-06</u>	<u>FY2006-07 Adopted</u>	<u>FY2007-08 Estimated</u>	<u>Total Estimated Cost</u>
Equipment Acquisition Notes	84,768,053	74,233,373	10,534,680	16,080,085	0	100,848,138
Total	\$84,768,053	\$74,233,373	\$10,534,680	\$16,080,085	\$0	\$100,848,138

EQUIPMENT ACQUISITION

<u>Use of Funds</u>	<u>Budget as of 06-30-06</u>	<u>Spent or Committed 06-30-06</u>	<u>Remaining as of 06-30-06</u>	<u>FY2006-07 Adopted</u>	<u>FY2007-08 Estimated</u>	<u>Total Estimated Cost</u>
Fleet Replacement	31,518,870	29,669,153	1,849,717	11,840,871	0	43,359,741
Fleet Replacement - Public Safety	19,386,840	18,238,364	1,148,476	4,179,129	0	23,565,969
Professional Services and Debt Issuance	0	0	0	60,085	0	60,085
Technology	33,862,343	26,325,856	7,536,487	0	0	33,862,343
Total	\$84,768,053	\$74,233,373	\$10,534,680	\$16,080,085	\$0	\$100,848,138

